

Tandem Interface and Bulk Li-Ion Transport in a Hybrid Solid Electrolyte with Microsized Active Filler

Ming Liu,[†] Zhu Cheng,[§] Swapna Ganapathy,[†] Chao Wang,[†] Lucas A. Haverkate,[‡] Michał Tułodziecki,[‡] Sandeep Unnikrishnan,[‡] and Marnix Wagemaker^{*,†,‡,§}

[†]Section Storage of Electrochemical Energy, Radiation Science and Technology, Faculty of Applied Sciences, Delft University of Technology, 2629 JB Delft, The Netherlands

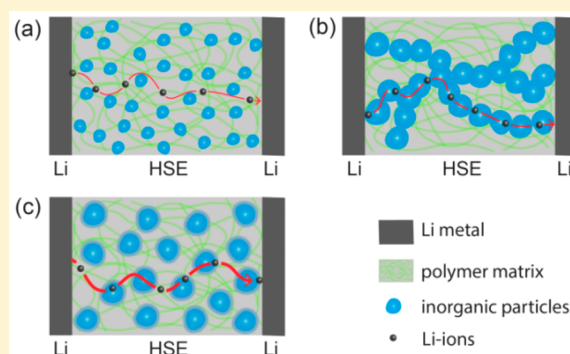
[‡]TNO-Holst Centre, Dutch National Institute for Applied Scientific Research, High Tech Campus 31, 5656 AE Eindhoven, The Netherlands

[§]Center of Energy Storage Materials & Technology, College of Engineering and Applied Sciences, National Laboratory of Solid State Microstructures, Collaborative Innovation Center of Advanced Microstructures, Nanjing University, Nanjing 210008, China

Supporting Information

ABSTRACT: In common hybrid solid electrolytes (HSEs), either the ionic conductivity of the polymer electrolyte is enhanced by the presence of a nanosized inorganic filler, which effectively decrease the glass-transition temperature, or the polymer solid electrolyte acts mostly as a flexible host for the inorganic solid electrolyte, the latter providing the conductivity. Here a true HSE is developed that makes optimal use of the high conductivity of the inorganic solid electrolyte and the flexibility of the polymer matrix. It is demonstrated that the LAGP ($\text{Li}_{1.5}\text{Al}_{0.5}\text{Ge}_{1.5}(\text{PO}_4)_3$) participates in the overall conductivity and that the interface environment between the poly(ethylene oxide) (PEO) and LAGP plays a key role in utilizing the high conductivity of the LAGP. This HSE demonstrates promising

cycling versus Li-metal anodes and in a full Li-metal solid-state battery. This strategy offers a promising route for the development of Li-metal solid-state batteries, aiming for safe and reversible high-energy-density batteries.



Tremendous effort is being invested in exploring next-generation rechargeable batteries, which possess an energy density that exceeds current Li-ion battery (LIB) technology. This is essential in order to expand the applicability of portable devices and electric vehicles. The development of state-of-the-art LIBs is in particular restricted by the limited lithium (Li) storage capacity of its graphitic carbon anodes.^{1–3} In terms of high specific capacity (3860 mAh g^{-1}) and low reduction potential (-3.040 V vs SHE), Li-metal is considered the “Holy Grail” of Li-battery anodes, making it a topic of intensive study.^{3,4} In recent years, progress in the development of high-capacity cathodes such as sulfur-, oxygen-, and Li-rich cathodes, has also led to the revival of Li-metal anode research, currently making it a hot topic.^{5–8} Unfortunately, the thick solid electrolyte interface (SEI), formed due to severe reactivity with the electrolyte, and related growth of lithium dendrites result in safety concerns that have hindered the capitalization of Li-metal-based batteries (LMBs).^{3,9} Many strategies to alleviate lithium dendrite growth have been developed, including the use of electrolyte

additives (such as FEC and LiNO_3),^{10–12} artificial SEI layers on current collectors,^{13–15} 3D electrodes for lithium accommodation,^{16–18} and the replacement of liquid electrolytes with solid-state electrolytes,^{19–21} as summarized in recent reviews.³ Among these, the solid-state electrolyte with its nonflammable nature and potentially wider practical electrochemical stability window presents additional opportunities for the use of a lithium-metal anode, simultaneously alleviating safety concerns and improving the energy density of the battery.

Solid-state electrolytes can be categorized as inorganic, polymer, and hybrid solid electrolytes (HSEs), the latter composed of both an inorganic and a polymer solid electrolyte component.^{22,23} Solid polymer electrolytes (SPEs) possess many merits, such as excellent contact/adhesion with electrodes, superior mechanical properties, and good flexibility.^{23,24}

Received: June 26, 2019

Accepted: August 26, 2019

Published: August 26, 2019

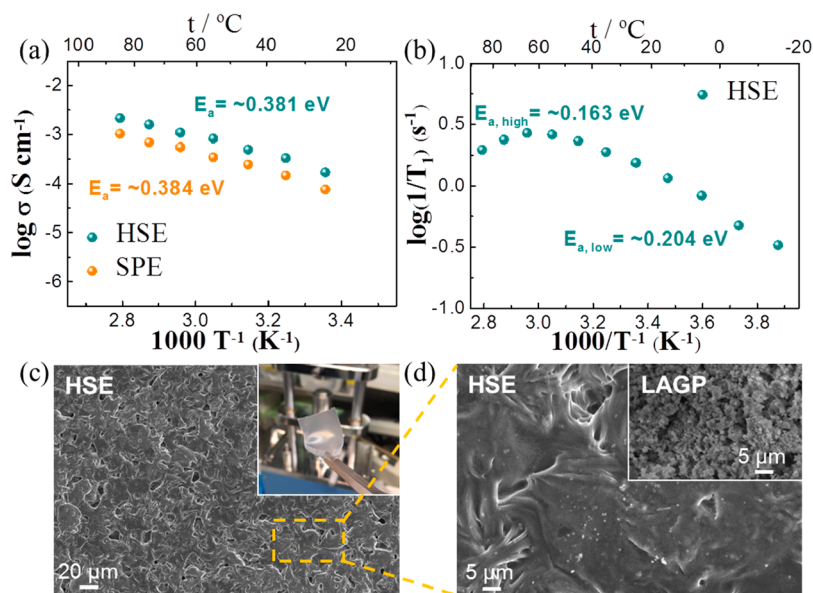


Figure 1. Characterization of the HSE. (a) Ionic conductivity determined by impedance spectroscopy measurements of the HSE and SPE at different temperatures. (b) T_1 determined by 7Li NMR SLR experiments at different temperatures for the HSE. (c,d) SEM measurements showing the morphology of the HSE and the LAGP particles. The optical image of the HSE film is shown in the inset of (c).

Among the SPEs, the most well-known and intensively studied family are polyether-based, i.e., poly(ethylene oxide) (PEO)-based polymers, discovered by Wright in 1973 and first applied in a lithium battery by Armand in 1978.²⁵ Because they can directly complex with lithium salts and function as polymer electrolytes without the addition of a liquid plasticizer, these PEO-based electrolytes have attracted a great deal of attention in previous decades.^{23,26} The disadvantage of PEO-based electrolytes is their relatively low room-temperature conductivity (10^{-8} – 10^{-6} $S\text{ cm}^{-1}$), which is ascribed to the semicrystalline nature of PEO ($T_m = 65$ $^{\circ}C$), which lowers the PEO chain mobility. Consequently, existing PEO-based LMBs can work only at elevated temperatures (>60 $^{\circ}C$).^{23,27} This has spawned intensive research toward the development of PEO-based SPEs with improved ionic transport properties while retaining their superior mechanical and process properties.^{28,29} One established strategy is to introduce an inorganic filler in the polymer matrix, thus constructing an HSE.^{30–37} Early work used nanosized inactive fillers, such as SiO_2 , Al_2O_3 , and TiO_2 , which suppress the crystallization of the PEO chains. This facilitates polymer segmental motion, thereby promoting ionic conduction (percolation effect).^{30,38} Recently, Hu et al.³⁹ traced the Li-ion pathways in an HSE comprising nanosized $Li_{10}GeP_2S_{12}$ (LGPS) particles embedded in a PEO matrix with solid-state nuclear magnetic resonance (ssNMR) spectroscopy. In that case, Li-ion transport was found to dominantly place through the LGPS–PEO interfaces that percolate through the membrane and not through the bulk of the inorganic or polymer phases. Zhang et al.⁴⁰ proposed a flexible anion-immobilized ceramic–polymer composite electrolyte with 40% microsized (8.7 μm) active LLZO filler particles in a PEO matrix. An improved resistance to dendrite penetration was demonstrated, and it was shown that the conductivity occurred via a network of LLZO particles embedded in the PEO matrix. In this case, the PEO matrix is inactive in the Li-transport mechanism and acts primarily as a flexible host. This role of the microsized active filler was also elucidated by Hu et al.^{33,34} with ssNMR spectroscopy. It was

shown that Li ions favor Li-ion diffusion pathways through the LLZO ceramic phase (50 wt %) instead of diffusing through the PEO–LLZO interface or the PEO matrix. Between these extremes, i.e., a small amount of nanosized filler (both active and inactive) versus a large amount of active microsized filler, there are possibilities to explore the transport mechanism and achieve improved performance by tuning the HSE composition, where in particular interfacial phenomena can be expected to play a key role.

Here we report the development of a room-temperature solid-state LMB with an HSE, consisting of a PEO matrix with succinonitrile (SN) as an additive and a small amount of microsized $Li_{1+x}Al_xGe_{2-x}(PO_4)_3$ (LAGP) inorganic filler. The Li-ion transport mechanism through the HSE is characterized by ssNMR. It is found that with the addition of SN conductivity through the LAGP is activated through the interface with the polymer matrix. This allows reduction of the number of inorganic particles added to the electrolyte system, making the HSE more flexible and cheaper while also improving the conductivity of the HSE, thus enabling room-temperature operation. Through this new approach, optimal use of the high conductivity of the inorganic solid electrolyte and the flexibility of the polymer matrix is achieved. The proposed HSE concept provides new directions and possibilities in the design of HSEs for room-temperature LMBs.

A pure PEO-based electrolyte does not provide sufficient Li-ion conductivity to enable a room-temperature solid-state LMB. Interestingly, Fan et al.⁴¹ introduced a plastic crystal, SN, into PEO-based polymer electrolytes, resulting in ultrahigh ionic conductivity ($>10^{-3}$ S/cm). However, in practice, the poor mechanical strength and processability of the pure PEO/SN/Li salt mixture pose a challenge, which may be resolved by the introduction of inorganic fillers in these polymer electrolytes. Intensive research efforts have led to the discovery of several families of excellent inorganic solid Li-ion conductors including the sulfides ($Li_2S-P_2S_5$, Li_2S-SiS_2 , Li_2S-GeS_2), oxides ($Li_7La_3Zr_2O_{12}$ and $Li_{3x}La_{(2/3)-3x}TiO_3$)

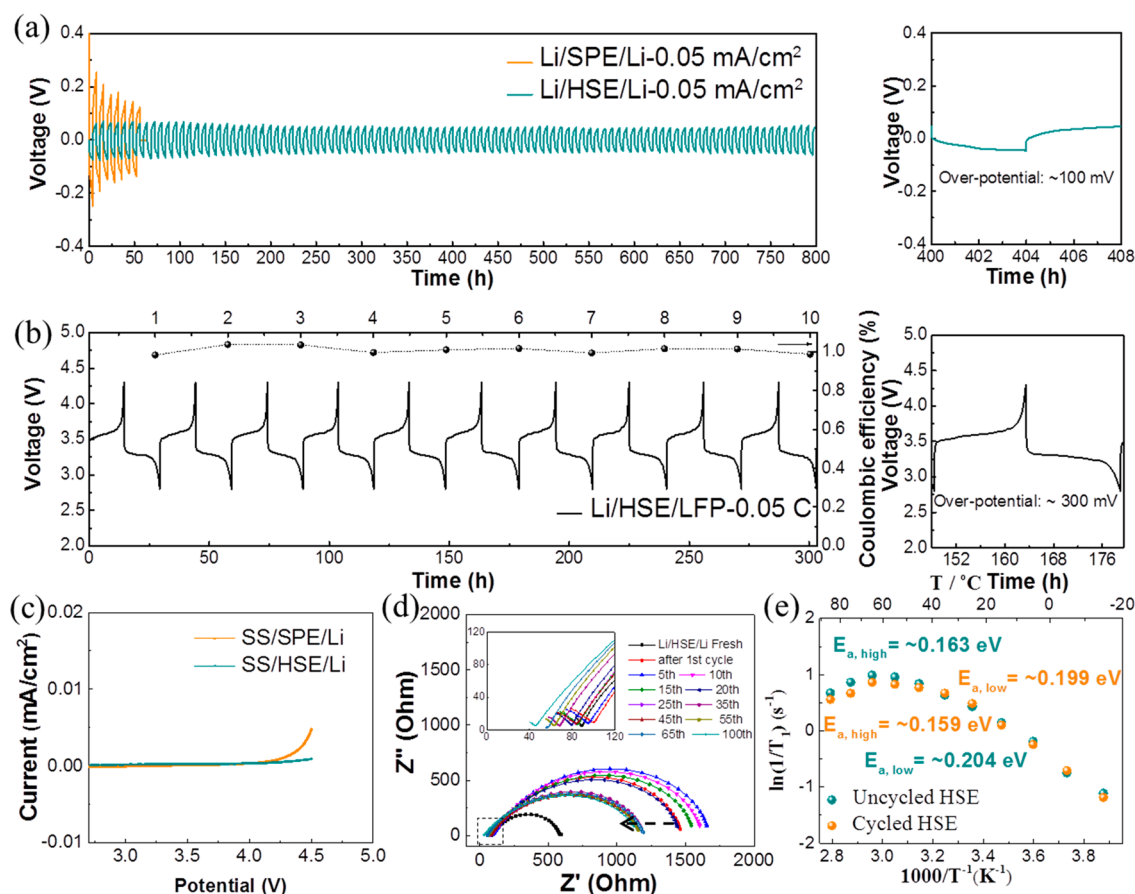


Figure 2. Application of the HSE in a LMB. Electrochemical performance of (a) Li/SPE/Li, Li/HSE/Li, and (b) LFP/HSE/Li batteries at 0.05 mA/cm² and 0.05 C. The expanded scale is shown in the right panel. (c) LSV of the Li/SPE/SS and Li/HSE/SS half-cells from open-circuit voltage (OCV) to 4.5 V at a scan rate of 0.1 mV s⁻¹, using stainless steel (SS) as a working electrode and Li as the counter and reference electrodes. (d) Evolution of the EIS of the Li/HSE/Li battery upon cycling at 0.05 mA/cm². (e) T_1 determined by ⁷Li NMR SLR experiments at different temperatures for the pristine HSE and HSE after 10 cycles in a Li/HSE/Li battery.

and phosphates (LiPON, Li_{1+x}Al_xGe_{2-x}(PO₄)₃, and Li_{1+x}Ti_{2-x}Al_x(PO₄)₃).⁴² Among them, the Li_{1+x}Al_xGe_{2-x}(PO₄)₃ (LAGP) solid electrolyte possesses a relatively high lithium ion conductivity of over 10⁻⁴ S/cm, high atmospheric stability, and a wide electrochemical window (up to 6 V vs Li⁺/Li), making it a suitable candidate to optimize the polymer electrolyte.⁴³ With this rationale, an HSE composed of PEO, SN, LAGP, and lithium salt (LiTFSI) was fabricated and characterized, as shown in Figure 1. The temperature dependence of ionic conductivities for the PEO–SN–LiTFSI electrolyte (SPE) and the LAGP–PEO–SN–LiTFSI electrolyte (HSE) are presented in Figure 1a. The conductivity of both electrolytes follows an Arrhenius behavior, resulting in activation energies of 0.384 and 0.381 eV for the SPE and HSE, respectively. This indicates that the diffusion barrier is slightly smaller in the HSE and much smaller as compared to, for instance, that in the hybrid PEO–LLZO electrolyte (0.83 eV).⁴⁰ Moreover, the room-temperature conductivity of the HSE (1.73 × 10⁻⁴ S/cm at 25 °C) is 2 times higher than that of the SPE mixture (7.58 × 10⁻⁵ S/cm at 25 °C), suggesting that the LAGP filler enhances the ionic conductivity of the HSE mixture. Figure 1b shows the ⁷Li spin–lattice relaxation (SLR) rate (1/ T_1) as a function of temperature for the HSE. The maximum relaxation rate is achieved at 338 K, as shown in Figure 1b, which implies that the hopping frequency is of the order of the Larmor frequency (ω_0). The low-temperature flank represents the

short-range motional processes, here possibly corresponding to Li-ion transport within the polymer chains, whereas the high-temperature flank most likely represents a longer-range Li-ion diffusion process, most likely corresponding to Li-ion transport between polymer chains or transport from the polymer matrix to LAGP particles.^{44,45} Assuming an Arrhenius behavior for the Li-ion residence time, the SLR rates in Figure 1b yield activation energies of 0.163 and 0.204 eV, respectively, for the local Li-ion and long-range Li-ion diffusion processes. SEM images of the HSE are shown in Figure 1c,d. The morphology of the surface demonstrates that a relatively flat film forms, which is free-standing and translucent, as observed in the inset of Figure 1c. According to the density of each material, the volumetric ratio of the micro-sized LAGP is 2.3%. Figure 1d shows that the LAGP particles, having an average diameter of ~1 μm, are evenly distributed throughout the polymer matrix. Most of the LAGP particles are wrapped in the polymer electrolyte, and only a small number of particles are visible on the surface. Summarizing, it is demonstrated that introducing the LAGP in the SPE mixture results in a more processable free-standing membrane with a uniform surface morphology with a higher ionic conductivity.

The HSE was first tested electrochemically in a Li-metal symmetric cell (Li/HSE/Li) and as a LIB combining a Li-metal anode and a LiFePO₄ (LFP) cathode (Li/HSE/LFP), as shown in Figure 2. Without LAGP, as shown in Figure 2a, the

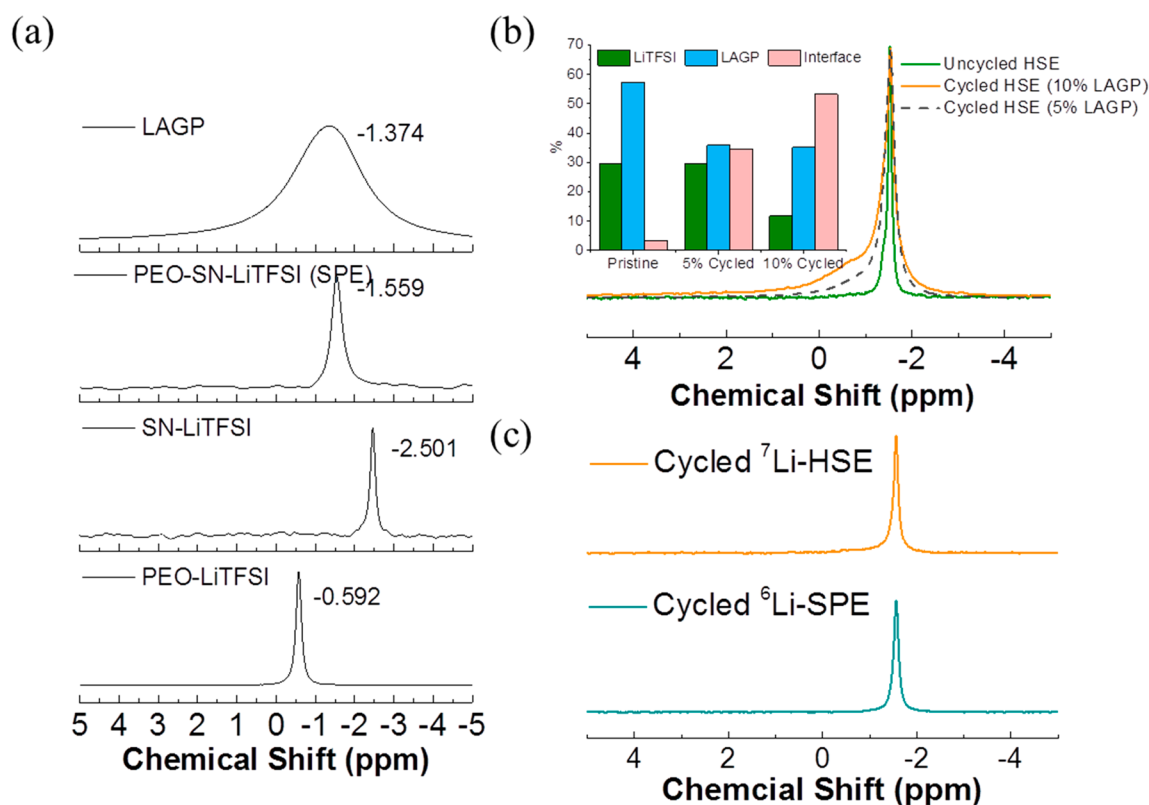


Figure 3. ssNMR characterization of the pathway of Li-ion transport in the HSE. (a) One-dimensional (1D) ⁶Li MAS spectra of PEO-LiTFSI, SN-LiTFSI, SPE, and LAGP. (b) 1D ⁶Li MAS spectra of the HSE and HSE cycled between ⁶Li metal and their quantification results. (c) 1D ⁶Li MAS spectra of the SPE cycled between ⁶Li metal and HSE cycled between ⁷Li metal.

Li/SPE/Li cell shows an overpotential of over 200 mV and quickly dies in less than seven cycles by a short circuit. This indicates poor resistance against dendrite formation and penetration. Upon LAGP addition, the Li/HSE/Li cell shows more stable cycling at a relatively small overpotential of ~ 100 mV. The charge and discharge curves for 10 cycles of a Li/HSE/LFP battery, working at 0.05 C at room temperature, are shown in Figure 2b. The charge and discharge curves show the expected potential plateaus of the LFP redox, indicating a reversible cycling process.⁴⁶ The battery provides a capacity of ~ 120 mAh/g, with an average Coulombic efficiency of $\sim 99.9\%$ and an over potential of 300 mV, indicating the feasibility of the HSE to serve as a solid-state electrolyte for a room-temperature LMB. For comparison, the Li/SPE/LFP battery shows a lower capacity (~ 85 mAh/g), a larger and growing overpotential (~ 500 mV), and a lower Coulombic efficiency ($\sim 97\%$), reflecting the low ionic conductivity and poor mechanical strength of the SPE (Figure S1). The electrochemical stability of both the SPE and HSE were investigated by linear-sweep voltammetry (LSV), as shown in Figure 2c. From the LCV scans, the HSE demonstrates a larger electrochemical stability window, up to 4.5 V, while for the SPE, oxidation sets in at around 4.2 V. This suggests that LAGP particles interact with PEO and the lithium salt anions, raising the oxidative stability.⁴⁷ The interface stability of Li/HSE/Li was further examined by electrochemical impedance spectroscopy (EIS), as shown in Figure 2d. It can be seen that the interfacial resistance of the Li/HSE/Li increases to reach the maximum value after five cycles, presumably due to the volumetric changes upon lithium-metal plating and stripping and the evolution of the lithium-HSE interface.⁴⁸ After 5

cycles, the resistance continuously decreases until cycle 25, after which it remains constant up until 100 cycles, which indicates a more conductive interface forming during the initial cycles. Figure 2e shows the temperature-dependent ⁷Li NMR SLR rates ($1/T_1$) for both the pristine HSE and for the HSE after 10 cycles in a Li/HSE/Li cell. The temperature corresponding to the maximum SLR rate and the activation energies from the low- and high-temperature flanks (representing local and long-range diffusion) remain the same before and after cycling (338 K), which demonstrates that the bulk self-diffusion of the HSE is not affected by cycling, again demonstrating the high stability of the HSE.

To understand the improved conductivity observed upon the addition of a relatively small amount of LAGP (10 wt %), the Li-ion transport pathway was investigated. We employed ssNMR, which is demonstrated to be a powerful technique to locate Li ions and trace their migration and diffusion pathways in solid electrolytes.^{42,49–51} Figure 3a depicts the ⁶Li magic angle spinning (MAS) NMR spectra of PEO-LiTFSI, SN-LiTFSI, SPE, and LAGP. It can be seen that the SPE shows a resonance at -1.56 ppm, located between that observed for pristine PEO-LiTFSI (-0.59 ppm) and SN-LiTFSI (-2.50 ppm). This indicates that Li experiences a homogeneous environment, most likely reflecting that SN and PEO mix well and that the diffusion of Li leads to a well-defined average chemical shift, as observed. LAGP shows a relatively broad resonance peak at -1.37 ppm, quite close to that observed for the SN-PEO-LiTFSI mixture (-1.56 ppm), making it difficult to spectrally resolve the individual LAGP and polymer electrolyte peaks in the HSE system. Nevertheless, the spectrum of the pristine HSE (Figure 3b) can be deconvoluted

into two resonances, one representing Li in the LAGP and the other Li in SN-PEO-LiTFSI, as shown in the Supporting Information Figure S2. Next we investigated the impact of cycling the HSE (with a natural abundance of Li isotopes of 7.5% ^6Li and 92.5% ^7Li) in a Li-metal symmetric cell comprising ^6Li -enriched Li-metal electrodes. Deconvolution of the ^6Li NMR spectrum of the cycled HSE (Figure S2), the results of which are shown in Figure 3b, demonstrates that after 10 cycles a larger fraction of the ^6Li signal originates from LAGP as compared to the pristine HSE. This indicates that when the HSE is cycled between ^6Li -enriched Li-metal, which leads to ^6Li -ion migration through the HSE, results in replacement of a significant amount of ^7Li in the LAGP by ^6Li , attesting that LAGP forms part of the Li-ion transport pathway. In addition, a new broad ^6Li resonance at -0.75 ppm appears upon cycling. As shown in Figure 3b, when the content of LAGP in the HSE is decreased from 10 to 5 wt % and cycled in a ^6Li -enriched Li-metal symmetric cell, the contribution of this new ^6Li resonance reduces by nearly 40%. This implies that a new Li environment is created upon cycling. Because the amount of this environment appears to scale with the LAGP content, we propose that it arises from Li ions at the interface between the LAGP particles and the polymer matrix. To support this hypothesis, we also cycled the HSE between regular Li metal (comprising $\sim 7.5\%$ ^6Li) and the SPE mixture (without LAGP) between the ^6Li -enriched Li-metal, each for 10 cycles. As shown in Figure 3c, the cycled SPE does not display the ^6Li resonance at -0.75 ppm, indicating that the new environment arises due to the presence of LAGP. In addition, the appearance of the low-intensity ^6Li peak at -0.75 ppm for the HSE cycled between natural abundance Li-metal further confirms that this environment is correlated with the presence of LAGP. More direct proof that the environment at -0.75 ppm can be assigned to the interface between LAGP and polymer components in the HSE is provided by ^1H ^{-6}Li cross-polarization (CP) MAS measurements. In these experiments, transfer of polarization occurs from protons (^1H), in this case present in the polymer, to any ^6Li environment in its close vicinity. This happens during a varying time interval called the contact time, typically in the range of $100\ \mu\text{s}$ – 10 ms. (Figure S2). For both the pristine HSE and that cycled between enriched $^6\text{LiFePO}_4$ and $\text{Li}_4\text{Ti}_5\text{O}_{12}$, the ^1H ^{-6}Li CP MAS NMR spectra reveal only the Li environment at -0.75 ppm, which increases in intensity as the contact time increases, as shown in the Supporting Information Figure S3a,b. This process depends on the heteronuclear dipolar coupling between ^1H and ^6Li and thus is most efficient when these species are in close proximity to each other. This indicates that the observed ^6Li environment is in close spatial proximity to the polymer phase of the HSE. In addition, as it only appears in the presence of the LAGP phase, we conclude that it must represent an environment close to the interface between the LAGP and the polymer phase in the HSE. Interesting, the CP intensity builds up less strongly for the cycled HSE (Supporting Information Figure S3c), which may indicate that locally the ^6Li ions are more mobile upon cycling, which weakens the ^1H – ^6Li dipolar interaction, making the process less efficient. On the basis of the ^6Li NMR analysis, we propose that the Li-ion transport through the HSE for a significant part takes place through the LAGP particles, as well as through the interface environment located between the LAGP particles and polymer matrix of the HSE.

Figure 4 schematically shows the pathway of Li-ion transport as proposed for previous HSEs^{30,34,39,40} and found for the

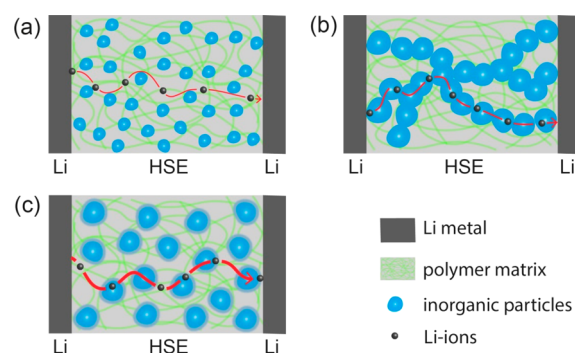


Figure 4. Schematic representation of the Li-ion diffusion pathways in PEO-based HSEs with (a) a small amount of nanofillers,^{30,39} (b) a large fraction of solid electrolyte microfillers,^{34,40} and (c) a small fraction of micro-LAGP in the present LAGP–SN–PEO HSE.

present HSE. Shown in Figure 4a, nanosized inorganic fillers have been shown to suppresses the crystallization of PEO, thereby enhancing the polymer segmental motion for ionic conduction near room temperature. In this case, Li-ion transport takes place along the polymer chain, near the inorganic filler surface; hence, the latter is inactive with respect to the Li-ion transport.^{30,39} This strategy results in ionic conductivities up to $\sim 10^{-5}$ S cm^{-1} at $30\ ^\circ\text{C}$, which is not sufficient for room-temperature battery operation. Shown in Figure 4b, in an HSE with a large amount of microsized inorganic filler (50 wt %), Li-ion transport takes place through the solid electrolyte filler, avoiding the polymer phase. In this case, the solid electrolyte should form a percolating pathway,^{52,53} which requires a large volume fraction of filler, and the polymer phase is considered inactive with respect to the conduction mechanism. The transport mechanism proposed here is fundamentally different from previously demonstrated mechanisms in HSE as it involves conductivity through the LAGP particles, the polymer phase, and the interface between these two phases. As shown in Figure 4c, we propose that the interface environment between the SN-PEO-LiTFSI and the LAGP facilitates the exchange, activating the conductivity through the LAGP. This synergy is responsible for the high ionic conductivity of 1.6×10^{-4} S/cm obtained, even with the relatively small fraction of LAGP present, and the resulting low overpotential of 100 mV for a Li-metal symmetric cell.

To conclude, we have prepared an HSE comprising PEO, SN, and Li salt as the polymer matrix and up to 10 wt % LAGP as the inorganic filler. The processable and flexible solid electrolyte provides a Li-ion conductivity of 1.73×10^{-4} S/cm, achieved with an advantageously small fraction of inorganic solid electrolyte. The HSE demonstrates promising, stable, room-temperature cycling of a LMB, utilizing LFP as the cathode. Detailed investigation of the transport mechanism of the HSE with ssNMR proves that LAGP contributes to the conductivity, enabled by an interface with the polymer matrix that allows facile exchange. This rationalizes the high Li-ion conductivity and represents a fundamentally different transport mechanism compared to known HSEs, where both phases participate in the Li-ion transport. This in-tandem conductivity concept appears to be a promising strategy toward the challenges posed by solid-state LMBs and hence toward

improving both the energy density and safety of reversible energy storage in batteries.

■ ASSOCIATED CONTENT

📄 Supporting Information

The Supporting Information is available free of charge on the ACS Publications website at DOI: 10.1021/acseenergylett.9b01371.

⁶Li MAS NMR spectra and spectral deconvolution for the HSE, ¹H–⁶Li CP spectra as a function of contact times for the HSE, and a detailed experimental section (PDF)

■ AUTHOR INFORMATION

Corresponding Author

*E-mail: M.Wagemaker@tudelft.nl.

ORCID

Marnix Wagemaker: 0000-0003-3851-1044

Author Contributions

M.L. and Z.C. contributed equally to this work.

Notes

The authors declare no competing financial interest.

■ ACKNOWLEDGMENTS

The authors thank Michel Steenvoorden and Frans Ooms for their assistance with experiments. M.L. acknowledges support by The Netherlands Organization for Scientific Research (NWO) under Grant No. 15788 and M.W. acknowledges support under VICI Grant No. 16122. Financial support from the Advanced Dutch Energy Materials (ADEM) program of the Dutch Ministry of Economic Affairs, Agriculture and Innovation is gratefully acknowledged. We would like to thank the Chinese Scholarship Council (CSC) for financially supporting part of the work in this paper.

■ REFERENCES

- (1) Xu, W.; Wang, J.; Ding, F.; Chen, X.; Nasybulin, E.; Zhang, Y.; Zhang, J. Lithium metal anodes for rechargeable batteries. *Energy Environ. Sci.* **2014**, *7*, 513.
- (2) Wood, K. N.; Noked, M.; Dasgupta, N. P. Lithium metal anodes: toward an improved understanding of coupled morphological, electrochemical, and mechanical behavior. *ACS Energy Letters* **2017**, *2*, 664.
- (3) Cheng, X.; Zhang, R.; Zhao, C.; Zhang, Q. Toward Safe Lithium Metal Anode in Rechargeable Batteries: A Review. *Chem. Rev.* **2017**, *117*, 10403–10473.
- (4) Lin, D.; Liu, Y.; Cui, Y. Reviving the lithium metal anode for high-energy batteries. *Nat. Nanotechnol.* **2017**, *12*, 194.
- (5) Yang, Y.; Zheng, G.; Cui, Y. Nanostructured sulfur cathodes. *Chem. Soc. Rev.* **2013**, *42*, 3018.
- (6) Luntz, A. C.; McCloskey, B. D. Nonaqueous Li–air batteries: a status report. *Chem. Rev.* **2014**, *114*, 11721.
- (7) Manthiram, A.; Fu, Y.; Chung, S.; Zu, C.; Su, Y. Rechargeable lithium–sulfur batteries. *Chem. Rev.* **2014**, *114*, 11751.
- (8) Liu, M.; Qin, X.; He, Y.; Li, B.; Kang, F. Recent innovative configurations in high-energy lithium–sulfur batteries. *J. Mater. Chem. A* **2017**, *5*, S222.
- (9) Aurbach, D.; Zinigrad, E.; Cohen, Y.; Teller, H. A short review of failure mechanisms of lithium metal and lithiated graphite anodes in liquid electrolyte solutions. *Solid State Ionics* **2002**, *148*, 405.
- (10) Zhang, T.; Liao, K.; He, P.; Zhou, H. A self-defense redox mediator for efficient lithium–O₂ batteries. *Energy Environ. Sci.* **2016**, *9*, 1024.
- (11) Liu, Y.; Lin, D.; Li, Y.; Chen, G.; Pei, A.; Nix, O.; Li, Y.; Cui, Y. Solubility-mediated sustained release enabling nitrate additive in carbonate electrolytes for stable lithium metal anode. *Nat. Commun.* **2018**, *9*, 3656.
- (12) Zheng, J.; Engelhard, M. H.; Mei, D.; Jiao, S.; Polzin, B. J.; Zhang, J.; Xu, W. Electrolyte additive enabled fast charging and stable cycling lithium metal batteries. *Nature Energy* **2017**, *2*, 17012.
- (13) Liu, Y.; Lin, D.; Liang, Z.; Zhao, J.; Yan, K.; Cui, Y. Lithium-coated polymeric matrix as a minimum volume-change and dendrite-free lithium metal anode. *Nat. Commun.* **2016**, *7*, 10992.
- (14) Liu, Y.; Lin, D.; Yuen, P. Y.; Liu, K.; Xie, J.; Dauskardt, R. H.; Cui, Y. An artificial solid electrolyte interphase with high Li-ion conductivity, mechanical strength, and flexibility for stable lithium metal anodes. *Adv. Mater.* **2017**, *29*, 1605531.
- (15) Yan, K.; Lu, Z.; Lee, H.; Xiong, F.; Hsu, P.; Li, Y.; Zhao, J.; Chu, S.; Cui, Y. Selective deposition and stable encapsulation of lithium through heterogeneous seeded growth. *Nature Energy* **2016**, *1*, 16010.
- (16) Yun, Q.; He, Y.; Lv, W.; Zhao, Y.; Li, B.; Kang, F.; Yang, Q. Chemical dealloying derived 3D porous current collector for Li metal anodes. *Adv. Mater.* **2016**, *28*, 6932.
- (17) Zhang, C.; Lv, W.; Zhou, G.; Huang, Z.; Zhang, Y.; Lyu, R.; Wu, H.; Yun, Q.; Kang, F.; Yang, Q. Vertically aligned lithiophilic CuO nanosheets on a Cu collector to stabilize lithium deposition for lithium metal batteries. *Adv. Energy Mater.* **2018**, *8*, 1703404.
- (18) Liang, Z.; Lin, D.; Zhao, J.; Lu, Z.; Liu, Y.; Liu, C.; Lu, Y.; Wang, H.; Yan, K.; Tao, X.; Cui, Y. Composite lithium metal anode by melt infusion of lithium into a 3D conducting scaffold with lithiophilic coating. *Proc. Natl. Acad. Sci. U. S. A.* **2016**, *113*, 2862.
- (19) Zeng, X.; Yin, Y.; Li, N.; Du, W.; Guo, Y.; Wan, L. Reshaping lithium plating/stripping behavior via bifunctional polymer electrolyte for room-temperature solid Li metal batteries. *J. Am. Chem. Soc.* **2016**, *138*, 15825.
- (20) Zhou, W.; Wang, S.; Li, Y.; Xin, S.; Manthiram, A.; Goodenough, J. B. Plating a dendrite-free lithium anode with a polymer/ceramic/polymer sandwich electrolyte. *J. Am. Chem. Soc.* **2016**, *138*, 9385.
- (21) Khurana, R.; Schaefer, J. L.; Archer, L. A.; Coates, G. W. Suppression of lithium dendrite growth using cross-linked polyethylene/poly(ethylene oxide) electrolytes: A new approach for practical lithium-metal polymer batteries. *J. Am. Chem. Soc.* **2014**, *136*, 7395.
- (22) Janek, J.; Zeier, W. G. A solid future for battery development. *Nature Energy* **2016**, *1*, 16141.
- (23) Xu, K. Electrolytes and interphases in Li-ion batteries and beyond. *Chem. Rev.* **2014**, *114*, 11503.
- (24) Xu, K. Nonaqueous liquid electrolytes for lithium-based rechargeable batteries. *Chem. Rev.* **2004**, *104*, 4303.
- (25) Meyer, W. H. Polymer electrolytes for lithium-ion batteries. *Adv. Mater.* **1998**, *10*, 439.
- (26) Varzi, A.; Raccichini, R.; Passerini, S.; Scrosati, B. Challenges and prospects of the role of solid electrolytes in the revitalization of lithium metal batteries. *J. Mater. Chem. A* **2016**, *4*, 17251.
- (27) Armand, M.; Chabagno, J.; Duclot, M. Poly-ethers as solid electrolytes. *Fast Ion Transport in Solids* **1979**, 131.
- (28) Yue, L.; Ma, J.; Zhang, J.; Zhao, J.; Dong, S.; Liu, Z.; Cui, G.; Chen, L. All solid-state polymer electrolytes for high-performance lithium ion batteries. *Energy Storage Materials* **2016**, *5*, 139.
- (29) Song, J.; Wang, Y.; Wan, C. C. Review of gel-type polymer electrolytes for lithium-ion batteries. *J. Power Sources* **1999**, *77*, 183.
- (30) Lin, D.; Liu, W.; Liu, Y.; Lee, H. R.; Hsu, P.; Liu, K.; Cui, Y. High ionic conductivity of composite solid polymer electrolyte via in situ synthesis of monodispersed SiO₂ nanospheres in poly(ethylene oxide). *Nano Lett.* **2016**, *16*, 459.
- (31) Liu, W.; Liu, N.; Sun, J.; Hsu, P.; Li, Y.; Lee, H.; Cui, Y. Ionic conductivity enhancement of polymer electrolytes with ceramic nanowire fillers. *Nano Lett.* **2015**, *15*, 2740.
- (32) Liu, W.; Lee, S. W.; Lin, D.; Shi, F.; Wang, S.; Sendek, A. D.; Cui, Y. Enhancing ionic conductivity in composite polymer

electrolytes with well-aligned ceramic nanowires. *Nature Energy* **2017**, *2*, 17035.

(33) Zheng, J.; Hu, Y. New Insights into the Compositional Dependence of Li-Ion Transport in Polymer–Ceramic Composite Electrolytes. *ACS Appl. Mater. Interfaces* **2018**, *10*, 4113.

(34) Zheng, J.; Tang, M.; Hu, Y. Lithium Ion Pathway within $\text{Li}_7\text{La}_3\text{Zr}_2\text{O}_{12}$ -Polyethylene Oxide Composite Electrolytes. *Angew. Chem., Int. Ed.* **2016**, *55*, 12538.

(35) Yang, T.; Zheng, J.; Cheng, Q.; Hu, Y.; Chan, C. K. Composite polymer electrolytes with $\text{Li}_7\text{La}_3\text{Zr}_2\text{O}_{12}$ garnet-type nanowires as ceramic fillers: mechanism of conductivity enhancement and role of doping and morphology. *ACS Appl. Mater. Interfaces* **2017**, *9*, 21773.

(36) Wang, W.; Yi, E.; Fici, A. J.; Laine, R. M.; Kieffer, J. Lithium ion conducting poly (ethylene oxide)-based solid electrolytes containing active or passive ceramic nanoparticles. *J. Phys. Chem. C* **2017**, *121*, 2563.

(37) Liu, W.; Lin, D.; Sun, J.; Zhou, G.; Cui, Y. Improved lithium ionic conductivity in composite polymer electrolytes with oxide-ion conducting nanowires. *ACS Nano* **2016**, *10*, 11407.

(38) Kim, M.; Lee, L.; Jung, Y.; Kim, S. Study on Ion Conductivity and Crystallinity of Composite Polymer Electrolytes Based on Poly (ethylene oxide)/Poly (acrylonitrile) Containing Nano-Sized Al_2O_3 Fillers. *J. Nanosci. Nanotechnol.* **2013**, *13*, 7865.

(39) Zheng, J.; Wang, P.; Liu, H.; Hu, Y. Interface-Enabled Ion Conduction in $\text{Li}_{10}\text{GeP}_2\text{S}_{12}$ -Polyethylene Oxide Hybrid Electrolytes. *ACS Applied Energy Materials* **2019**, *2*, 1452–1459.

(40) Zhao, C.; Zhang, X.; Cheng, X.; Zhang, R.; Xu, R.; Chen, P.; Peng, H.; Huang, J.; Zhang, Q. An anion-immobilized composite electrolyte for dendrite-free lithium metal anodes. *Proc. Natl. Acad. Sci. U. S. A.* **2017**, *114*, 11069–11074.

(41) Fan, L.; Hu, Y.; Bhattacharyya, A. J.; Maier, J. Succinonitrile as a versatile additive for polymer electrolytes. *Adv. Funct. Mater.* **2007**, *17*, 2800.

(42) Yu, C.; Ganapathy, S.; de Klerk, N. J.; Roslon, I.; van Eck, E. R.; Kentgens, A. P.; Wagemaker, M. Unravelling Li-ion transport from picoseconds to seconds: bulk versus interfaces in an argyrodite $\text{Li}_6\text{PS}_5\text{Cl-Li}_2\text{S}$ all-solid-state Li-Ion battery. *J. Am. Chem. Soc.* **2016**, *138*, 11192.

(43) Yi, J.; Liu, Y.; Qiao, Y.; He, P.; Zhou, H. Boosting the cycle life of Li-O_2 batteries at elevated temperature by employing a hybrid polymer–ceramic solid electrolyte. *ACS Energy Letters* **2017**, *2*, 1378.

(44) Yu, C.; Ganapathy, S.; De Klerk, N. J. J.; Roslon, I.; Van Eck, E. R. H.; Kentgens, A. P. M.; Wagemaker, M. Unravelling Li-Ion Transport from Picoseconds to Seconds: Bulk versus Interfaces in an Argyrodite $\text{Li}_6\text{PS}_5\text{Cl-Li}_2\text{S}$ All-Solid-State Li-Ion Battery. *J. Am. Chem. Soc.* **2016**, *138*, 11192.

(45) Epp, V.; Wilkening, M. Li-ion dynamics in solids as seen via relaxation NMR. *Materials and Energy*; 2015; Vol. 6, p 133.

(46) Yuan, L.; Wang, Z.; Zhang, W.; Hu, X.; Chen, J.; Huang, Y.; Goodenough, J. B. Development and challenges of LiFePO_4 cathode material for lithium-ion batteries. *Energy Environ. Sci.* **2011**, *4*, 269.

(47) Zhao, Y.; Huang, Z.; Chen, S.; Chen, B.; Yang, J.; Zhang, Q.; Ding, F.; Chen, Y.; Xu, X. A promising PEO/LAGP hybrid electrolyte prepared by a simple method for all-solid-state lithium batteries. *Solid State Ionics* **2016**, *295*, 65.

(48) Feng, W.; Dong, X.; Lai, Z.; Zhang, X.; Wang, Y.; Wang, C.; Luo, J.; Xia, Y. Building an Interfacial Framework: Li/Garnet Interface Stabilization Through a Cu_6Sn_5 Layer. *ACS Energy Letters* **2019**, *4*, 1725–1731.

(49) Ganapathy, S.; Yu, C.; van Eck, E. R.; Wagemaker, M. Peeking Across Grain Boundaries in a Solid-State Ionic Conductor. *ACS Energy Letters* **2019**, *4*, 1092–1097.

(50) Yu, C.; Ganapathy, S.; Van Eck, E. R.; Wang, H.; Basak, S.; Li, Z.; Wagemaker, M. Accessing the bottleneck in all-solid state batteries, lithium-ion transport over the solid-electrolyte-electrode interface. *Nat. Commun.* **2017**, *8*, 1086.

(51) Kuhn, A.; Kunze, M.; Sreeraj, P.; Wiemhöfer, H.; Thangadurai, V.; Wilkening, M.; Heitjans, P. NMR relaxometry as a versatile tool to

study Li ion dynamics in potential battery materials. *Solid State Nucl. Magn. Reson.* **2012**, *42*, 2.

(52) Yamada, H.; Bhattacharyya, A. J.; Maier, J. Extremely high silver ionic conductivity in composites of silver halide (AgBr , AgI) and mesoporous alumina. *Adv. Funct. Mater.* **2006**, *16*, 525.

(53) Chen, L.; Li, Y.; Li, S.; Fan, L.; Nan, C.; Goodenough, J. B. PEO/garnet composite electrolytes for solid-state lithium batteries: from “ceramic-in-polymer” to “polymer-in-ceramic”. *Nano Energy* **2018**, *46*, 176.