

Semantic Interoperability for Data Analysis in the Food Supply Chain

Jack Verhoosel¹, Michael van Bekkum¹, and Tim Verwaart²

¹TNO, Department of Data Science, Kampweg 5, Soesterberg, The Netherlands

²Wageningen Research, Alexanderplein 15, The Hague, The Netherlands

Jack.verhoosel@tno.nl; michael.vanbekkum@tno.nl; tim.verwaart@wur.nl

Received October 2017, accepted December 2017, available online January 2018

ABSTRACT

Food supply chains consist of many links and operate on a global scale with many stakeholders involved from farm to fork. Each stakeholder maintains data about food products that they handle, but this data is not transparently available to all stakeholders in the chain and trust in data sharing is low. In addition, there are various other data sources that contain interesting data for stakeholders in the food chain, such as import/export transactions, production (forecast) data, parcel crop information, local weather predictions and social media streams. To improve their production, growers and traders are very interested in trends in the market and activities in supply and demand. To make all stakeholders in the food chain benefit from these data sources and to share data more transparently, the Dutch horticulture and food domain is developing the HortiCube platform via which various data sources are made accessible to application developers using a secure, linked data application interface. This paper describes the design and engineering of the semantic approach to enable interoperability between data sources. This includes (1) a high-level design of the HortiCube, (2) the metadata ontology used for describing the contents of the data sources in the HortiCube, (3) the common horticulture model used to achieve semantic alignment between data sources in the HortiCube, (4) a test application for a specific product case and (5) a discussion of our results and future work on this topic. The main contribution of our research is the generic solution and ontology design to the semantic challenges that arise when different data sources are combined to answer analysis questions for the user.

Keywords: Semantic alignment, ontologies, classifications mapping, data analysis, horticulture

1 Context, problem and approach

Food supply chains consist of many links and operate on a global scale with many stakeholders involved from farm to fork. Each stakeholder maintains data about food products that they handle, but this data is not transparently available to all stakeholders in the chain and trust in data sharing is low. In addition, there are various other data sources that contain interesting data for stakeholders in the food chain, such as import/export transactions, production (forecast) data, parcel crop information, local weather predictions and social media streams.

To improve their production, growers and traders are very interested in where their products eventually end up at consumers in various countries and what the consumer's wishes and trends are. Growers also want to guide their supply based on the potential short-term demand for specific food products. However, growers have a very limited view of what the consumers want, because sharing of data across the entire supply chain is not common. Finally, most of the interesting data sources mentioned above are not

accessible on-line for continuous, real-time usage and automated consumption by growers and other stakeholders in the chain. This makes an environment that shares data for automated consumption by IT systems, a necessity.

Combining data sources allows for (big) data analysis, pattern searching and thus better decision-making on when to produce what quantities of which food products. These data sources can be made easily accessible via a semantic web-based mechanism in which secure, linked data principles are applied. To achieve this, the Dutch horticulture and food domain is developing the HortiCube platform via which various data sources are made available to application developers using a generic linked data application interface as first described in Verhoosel (2016).

In the remainder of this paper we will focus on the design and engineering of the semantic approach to enable interoperability between data sources. Subsequent sections will describe (1) a high-level design of the HortiCube, (2) the metadata ontology used for describing the contents of the data sources in the HortiCube, (3) the common horticulture model used to achieve semantic alignment between data sources in the HortiCube, (4) a test application for a specific product case and (5) a discussion of our results and future work on this topic. The main contribution of our research is the generic solution and ontology design to the semantic challenges that arise when different data sources are combined to answer analysis questions for the user.

2 The HortiCube platform

The HortiCube platform provides an application programming interface (API) that is based on the Open Data Protocol (OData). Via this interface, application developers can request from the HortiCube (1) what data sources it has available, (2) which type of data these data sources contain and (3) the data (values) from these data sources.

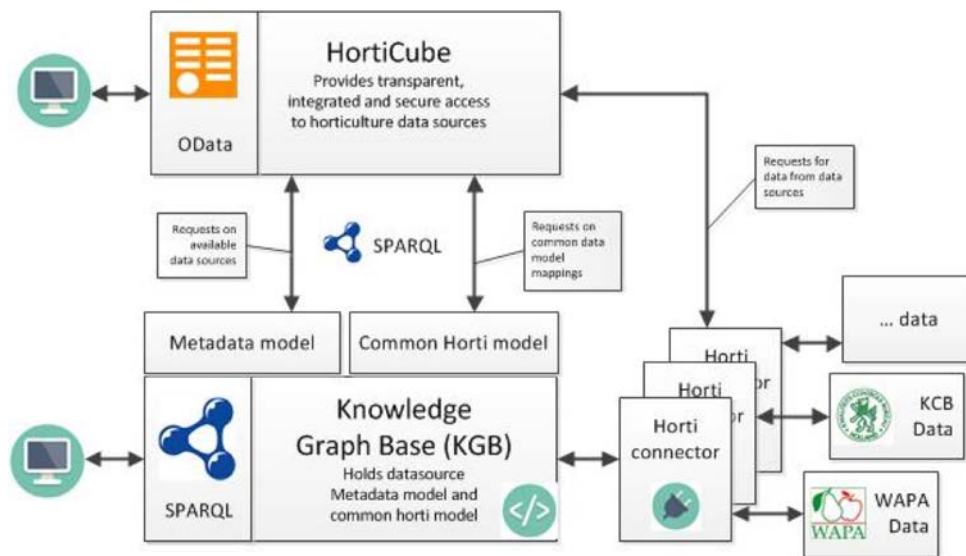


Figure 1. The HortiCube platform high-level architecture.

The HortiCube enables automated access to a variety of data sources. Via a HortiConnector component, structured transaction-oriented data sources are incorporated, such as production, stock and import/export data from stakeholders but also open data on for instance weather conditions. These data sources are made accessible via linked data web-based mechanisms. In addition, the platform incorporates security mechanisms to ensure that each stakeholder that has added a data source remains in control of who gets access to the stakeholders' data. Furthermore, anonymization and aggregation rules are applied to data to ensure the privacy of the specific stakeholders when applicable.

At first, the HortiCube focuses on data sources that contain or are closely related to market information. Using this information, the stakeholders in the food supply chain can enhance their market orientation and information-based supply planning. In addition, by combining data sources, the HortiCube allows for applications of big data analysis, pattern searching and thus better decision-making on when to produce what quantities of which food products.

The metadata about data sources is stored in a Knowledge Graph Base (KGB) using linked data technology based on the Resource Description Framework (RDF)^{*}. A metadata ontology is defined in OWL[†] to represent these metadata concepts and their relations. The KGB is stored in an Apache Jena Fuseki[‡] triplestore that is accessible via a SPARQL[§] interface that can be used to query the KGB for its datasets. The metadata ontology is described in more detail in section 4.

When combining data from different sources, semantics becomes an important aspect of the platform because the meaning of similar terms in different data sources needs to be aligned. A specific challenge in this context is the alignment of the semantics of food product identification, because different product coding lists and levels of product aggregation are in use along the supply chain. The HortiCube platform incorporates a Common Horticultural Model (CHM) for mapping between these product-coding schemes. This CHM is designed using the same semantic web technologies as for the metadata ontology and made available in the KGB via a SPARQL interface. The CHM is described in more detail in section 5.

As a result, the HortiCube can offer a uniform interface with standard terms and classifications to application developers. Applications developed on top of the HortiCube use the semantically rich, linked data interface to access the data in the platform and support decision-making. This should give a boost to applications that make use of and combine market data and should minimize investment for individual stakeholders doing so.

3 Related work on agricultural ontologies

In agriculture, several efforts have been made to develop ontologies for the domain. Rehman (2015) gives a brief overview. AGROVOC and the Advanced Ontology Service (AOS) project was proposed by the Food and Agriculture Organization of the United Nations (FAO) for the development of agricultural ontologies based on their multilingual thesaurus as described by Soergel (2004). AGROVOC is a multilingual agricultural thesaurus and contains over 32,000 concepts in 27 languages. It comes close to an ontology and is the largest available agricultural thesaurus that is still being maintained. Smaller and older examples of ontologies are the PLANTS ontology (Goumopoulos 2004), OntoCrop (Maliappis 2009), Crop-Pest Ontology (Beck 2005), Irrigation Ontology (Cornejo 2005), AgriOnto (Xie 2008), ONTAgri (Rehman 2011). In (Roussey 2013) and (Amarger 2014) a small crop production ontology is described as well as an approach to use ontology design patterns for combining different ontologies into one. Most of these ontologies are either out-of-date, not maintained anymore, only partly available or simply not covering the specific domain that we have in scope. Therefore, we developed our own common horticultural model (CHM) to support the integration of data on horticultural production, stocks, trade, and consumption.

4 Knowledge graph base and metadata ontology

The KGB provides metadata on data sources made accessible via the HortiCube platform. This means that it provides data on the data that is available in the data sources: how these data sets are structured in terms of their concepts, how the data can be accessed, the conditions of use, etc. An important feature of the metadata model and the HortiCube platform is its ability to provide information on classifications available to express the data. Classifications are lists and classes of entities, such as countries and product codes. Different data sources often express the same concept in different classifications terms: a country code for the country Netherlands can e.g. be expressed according to the standard ISO-3166 (NL) or a numeric (local) variety that deploys 4-digit values (0003).

The general structure of the metadata model is depicted in figure 2. In this metadata model, we can discern three distinct parts:

1. The data source model – this part describes the structure of the data source, the concepts used to describe its data and its accessibility model.
2. The semantics model – this part provides a general framework for aligning concept definitions in different data sets.
3. The classifications model – this part describes the classifications in terms of its elements and the mapping between classifications.

In subsequent paragraphs, we will provide more detail on each of these parts of the model.

^{*} <https://www.w3.org/RDF/>

[†] <https://www.w3.org/OWL/>

[‡] <https://jena.apache.org/documentation/fuseki2/index.html>

[§] <http://www.w3.org/TR/sparql11-query/>

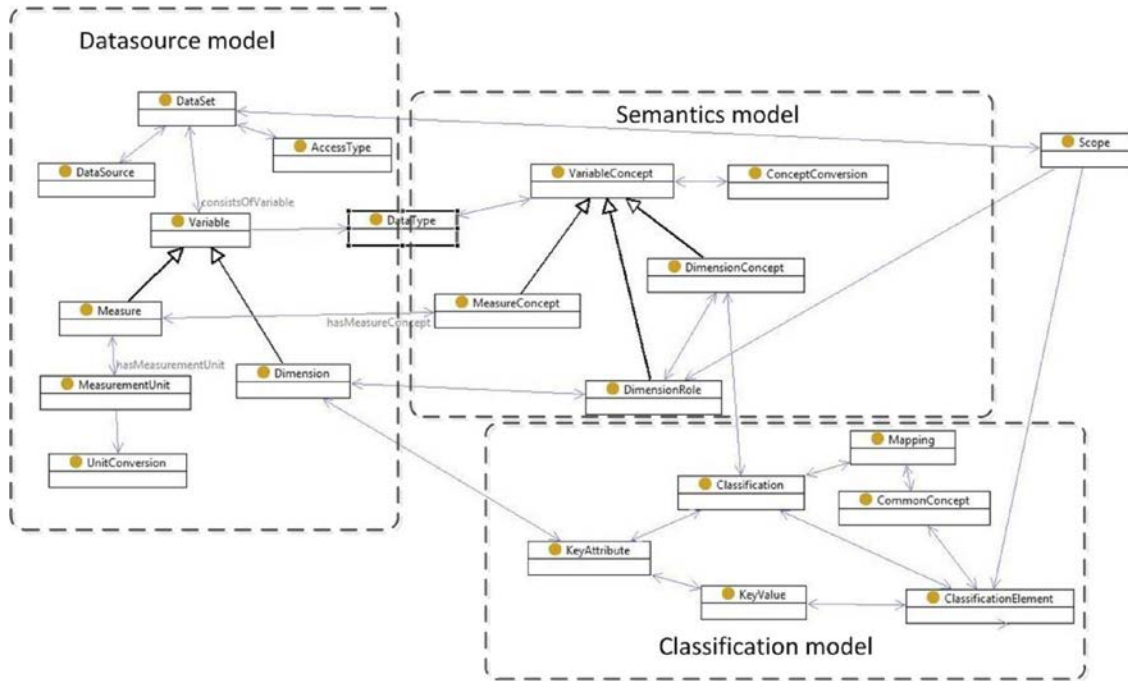
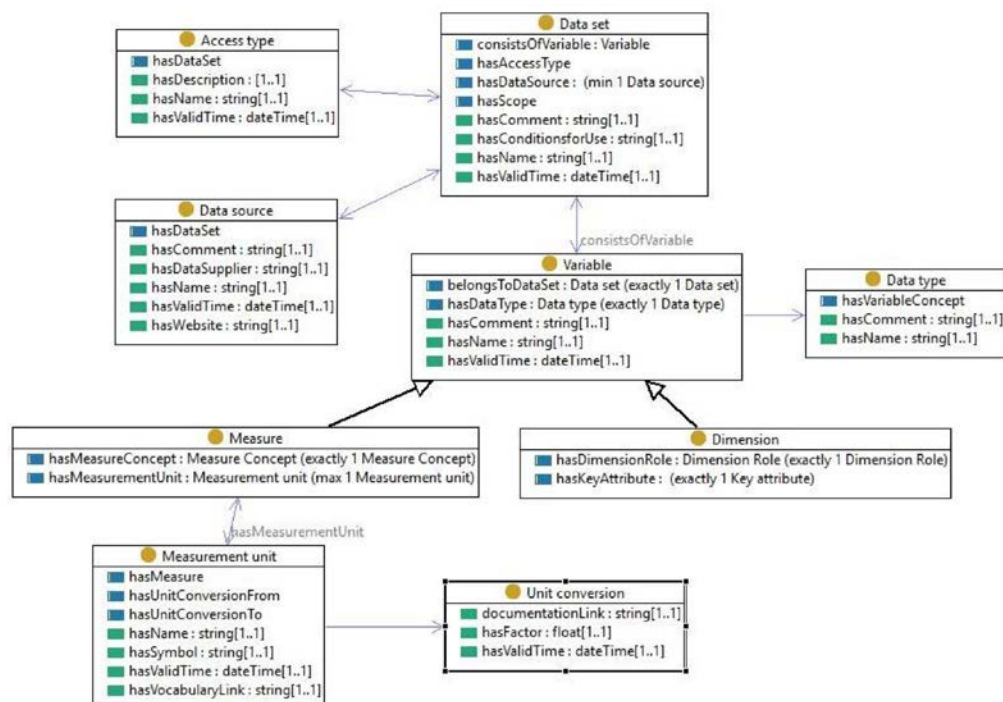


Figure 2. Knowledge Base Graph (KGB) metadata model.

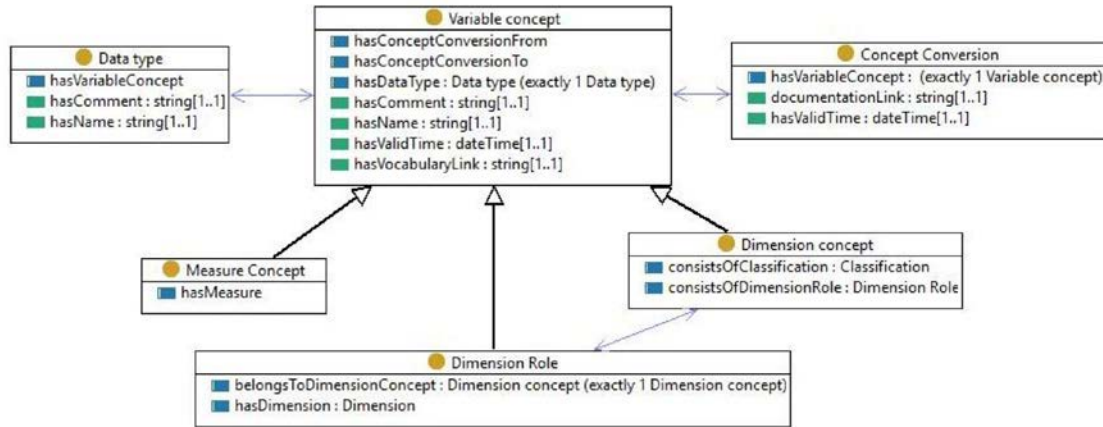
4.1 Datasource model

The *DataSet* concept refers to the various data sets that are made available via the HortiCube platform. A *DataSet* provides reference to one or more *DataSources*, which is the location(s) (usually URI) where the dataset is available. An example of a *DataSet* is the World Apple and Pear Association (WAPA) data set by data supplier WAPA at <http://www.wapa-association.org/>. The associated *AccessType* for a *DataSet* is a reference to the technical description for accessing the data. The *DataSet* defines the relations between its *Variables*. The *Variables* in a data set are the key concepts in the data, e.g. Apple, Pear, Country or production in case of the WAP data set. These concepts are the semantics (labels) of the data in the *DataSet*. There are two distinct types of *Variables* we can discern, *Measures* and *Dimensions*. A *Measure* is a numerical variable, that can be expressed in terms of measurement units, e.g. *Production* in metric tons. This is the key information in the data set. A *Dimension* provides context and qualification to the *Measures*. Examples of *Dimensions* in the WAPA data set are *Country* (of production), *Year* (of production), *Variety* (of production).



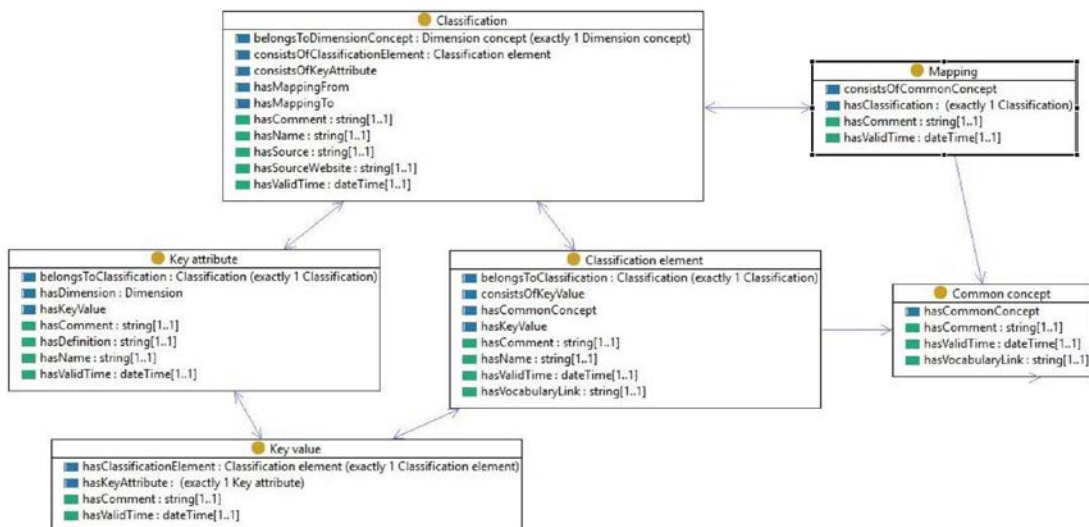
4.2 Semantic model

The semantics model defines a model that allows alignment between the Variable concepts in various data sets. Whereas each data set may be expressed in terms of data set specific Variables, the *VariableConcept* in the metadata model strives to align these. These *VariableConcepts* are linked to ontologies (or vocabularies) that further define them. An example of a model for *VariableConcepts* is described in the next section on the Common Horticultural Model. Each of the types of *Variable* concepts in a data set (*Measure* and *Dimension*), is linked to an *MeasureConcept* and *DimensionConcept* as aligning representation types respectively. A *MeasureConcept* is directly related to a Measure: The Measure *Production* in a data set can be directly linked to a Measure Concept. A *DimensionRole* qualifies the Dimension concept by allowing the *DimensionConcept* to take on different roles in the same data set. An example is the 'country' concept that can play the 'role' of both 'country of origin' and 'destination country' in a data set, while both can be linked to the *DimensionConcept* 'Country'.



4.3 Classification model

The essence of the classification part of the metadata ontology is that it allows the HortiCube to output data according to different classifications. Since classifications are lists and classes of entities such as countries and product codes, we need to be able to express lists (hierarchies) of elements and mappings between those lists. The *Classification* concept is the central element here, referring to a named classification and consisting of *ClassificationElements*. The *ClassificationElements* can be part of a hierarchical list, with subclasses of more specific elements. An example is the classification of 'Apples' in the GPC (Global Product Classification**), that are a specific subclass of the class 'Pome Fruits', which is in turn subclass of the class 'Food', etc. Via so-called keys we can link these *ClassificationElements* to the *Dimension* concept in the data set. An example is the classification for Alpha-2 country codes, as provided by the ISO-3166 standard. Its *ClassificationElements* are the various countries (Netherlands, UK, Germany)



with associated country codes (NL, GB, DE) defined by *KeyValues*. These country codes can be used to provide classification on the *Dimension* 'Country' in a particular data set, both when it is used as 'country

** Global Product Classification (GPC), <http://www.gs1.org/gpc>

of origin' and as 'destination country'. The *Mapping* concept links two different *Classifications* by means of (directional) *hasMappingFrom* and *hasMappingTo* relations. Mappings consist of *CommonConcepts* as the concepts that link the classification elements.

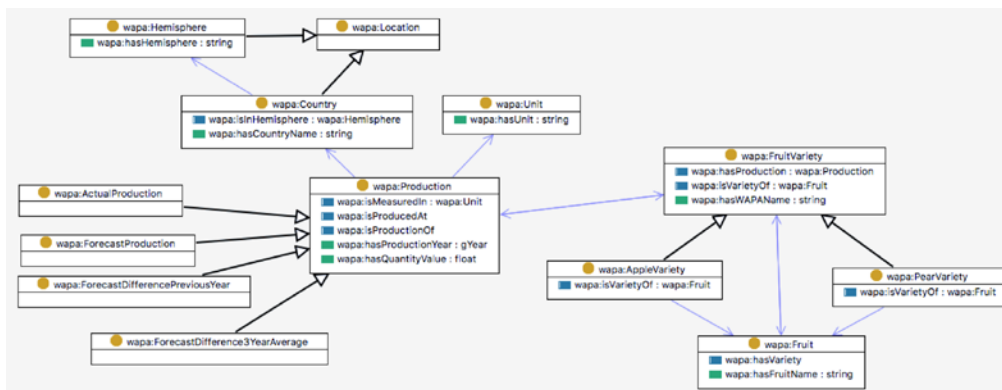
5 Common horticultural model

As described in section 2, the HortiCube integrates various data sources that use their own specific product classification. Apart from the generic Global Product Classification (GPC) product coding of GS1, there are various local and sectorial product-coding schemes in use. See figure 3 that shows a tabular form of the mapping between product classifications of apples. As is apparent from the figure, the product classifications differ in names, codes as well as languages used. The WAPA product classification is in English and uses the variety names only, while the KCB is in Dutch and uses code-numbers as well as names. The GPC is in English, uses different code-numbers and different names for some varieties.

hoofdgroep	groep	hoofdvarieteit	KCB code	KCB naam MIT database	KCB naam GroentenFruit Huis	WAPA NH Variety	WAPA ZH Variety	GPC Value Code	GPC Value Title
Hardfruit	Appelen		2500	Appelen, alle soorten	Appel, alle soorten	Total	Total	30000881	DESSERT
Hardfruit	Appelen		2525	Appelen, diversen	Appel, overige	Other	Other	30002515	UNCLASSIFIED
Hardfruit	Appelen							30002518	UNIDENTIFIED
Hardfruit	Appelen							30000720	COMBINATION
Hardfruit	Appelen	Alkmene						30015000	ALKMENE
Hardfruit	Appelen	Alkmene Cevaal							
Hardfruit	Appelen	Altess							
Hardfruit	Appelen	Appelmix							
Hardfruit	Appelen	Appels (diversen)							
Hardfruit	Appelen	Bellefleur						30015018	BELLE FLEUR DOUBLE
Hardfruit	Appelen	Benoni	2510	Appelen, benoni	Appel, Benoni				
Hardfruit	Appelen	Bloemee zoet							
Hardfruit	Appelen	Braeburn	2517	Appelen, braeburn	Appel, Braeburn	Braeburn	Braeburn	30015026	BRAEBURN
Hardfruit	Appelen	Campagne zoet							
Hardfruit	Appelen	Canada Grise				Reinette Grise du Canada		30015216	REINETTE GRISE DU CANADA
Hardfruit	Appelen	Civni	2571	Appelen, rubens	Appel, Rubens			30015036	CIVNI
Hardfruit	Appelen	Collina							
Hardfruit	Appelen	Contento							
Hardfruit	Appelen	Cox	2520	Appelen, cox's orange	Appel, Cox's Orange Pippin	Cox Orange		30015039	COX'S ORANGE PIPPIN
Hardfruit	Appelen	Cripps Pink				Cripps Pink	Cripps pink	30015041	CRIPPS PINK
Hardfruit	Appelen	Crown Apple							
Hardfruit	Appelen	Dalinbel							
Hardfruit	Appelen	Dalinco							
Hardfruit	Appelen	Delbarjublee							
Hardfruit	Appelen	Delblush						30015052	DELBLUSH
Hardfruit	Appelen	Delcorf						30015053	DELCORF
Hardfruit	Appelen	Dijkmans						30015062	DYKMANN'S ZOET
Hardfruit	Appelen	Discovery	2522	Appelen, discovery	Appel, Discovery			30015059	DISCOVERY
Hardfruit	Appelen	Diversen (hardfruit)							
Hardfruit	Appelen	Early Scarlet						30015817	EARLY
Hardfruit	Appelen	Elan						30015064	ELAN
Hardfruit	Appelen	Elise						30015065	ELISE
Hardfruit	Appelen	Elsmi							
Hardfruit	Appelen	Elstar	2530	Appelen, elstar	Appel, Elstar	Elstar		30015068	ELSTAR
Hardfruit	Appelen	Elstar *	2530	Appelen, elstar	Appel, Elstar	Elstar		30015197	RED ELSTAR

Figure 3. Example in tabular form of a mapping between product classifications of apples.

To make a mapping between these product classifications, we designed an ontology for each data source that represents the data in the data source. In the figure below, a snapshot of the WAPA ontology is visualised. It represents that production data that is maintained by WAPA on apples and pears.



A similar ontology was developed for the KCB data sources that describes the export data of various products from The Netherlands to other countries around the world, amongst them also apples and pears. Finally, we developed a small GPC ontology that referred to the ontology provided by GS1 for the GPC coding scheme. One of the first challenges that was tackled was whether to represent individual apple/pear

varieties as OWL classes or OWL individuals. When apple varieties are represented as OWL classes, being subclasses of the class Apple, each Apple variety, such as *Boskoop* or *Elstar*, would become an OWL class. An instantiation of such a model with individual apples would be populated with every specific apple that is identified in some way. This is not a realistic model of the real world, because specific apples are not identified individually, but only by its variety name or number. Therefore, we chose to represent apple varieties as OWL individuals. The same reasoning holds for pears. In figure 4, a snapshot is presented of the WAPA apple individuals and KCB apple individuals.

[Resource]	rdf:type	[Resource]	rdf:type
wapa-triples:Annurca	wapa:AppleVariety	kcb-triples_:2510	kcb:Apple
wapa-triples:Boskoop	wapa:AppleVariety	kcb-triples_:2515	kcb:Apple
wapa-triples:Braeburn	wapa:AppleVariety	kcb-triples_:2517	kcb:Apple
wapa-triples:Bramley	wapa:AppleVariety	kcb-triples_:2520	kcb:Apple
wapa-triples:Cameo	wapa:AppleVariety	kcb-triples_:2522	kcb:Apple
wapa-triples:Cortland	wapa:AppleVariety	kcb-triples_:2525	kcb:Apple
wapa-triples:CoxOrange	wapa:AppleVariety	kcb-triples_:2530	kcb:Apple
wapa-triples:CrippsPink	wapa:AppleVariety	kcb-triples_:2532	kcb:Apple
wapa-triples:Elstar	wapa:AppleVariety	kcb-triples_:2535	kcb:Apple
wapa-triples:Empire	wapa:AppleVariety	kcb-triples_:2540	kcb:Apple
wapa-triples:Fuji	wapa:AppleVariety	kcb-triples_:2550	kcb:Apple
wapa-triples:Gala	wapa:AppleVariety	kcb-triples_:2555	kcb:Apple
wapa-triples:Gloster	wapa:AppleVariety	kcb-triples_:2558	kcb:Apple
wapa-triples:GoldenDelicious	wapa:AppleVariety	kcb-triples_:2560	kcb:Apple
wapa-triples:GrannySmith	wapa:AppleVariety	kcb-triples_:2562	kcb:Apple
wapa-triples:Honeycrisp	wapa:AppleVariety	kcb-triples_:2567	kcb:Apple
wapa-triples:Idared	wapa:AppleVariety	kcb-triples_:2569	kcb:Apple
wapa-triples:Jonagold	wapa:AppleVariety	kcb-triples_:2571	kcb:Apple

Figure 4. WAPA and KCB individuals.

Again, it is obvious that the product classifications of WAPA and KCB differ in terms of names and numbers that individually identify the apple varieties. Thus, the next challenge to be tackled is how to make the mapping between the apple classifications in ontologies of different data sources. To solve that, we chose to apply the OWL property `owl:sameAs` that links an individual to another individual. Such an `owl:sameAs` statement indicates that two URI references actually refer to the same thing: the individuals have the same "identity". Note that we abstracted from the actual individual apples as they are not being identified as such, but only as an apple variety.

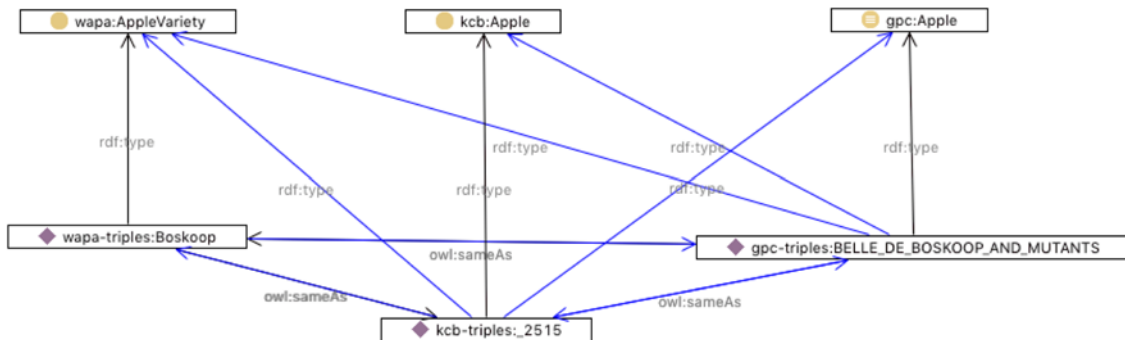


Figure 5. Mapping between WAPA and KCB varieties

In figure 5, a snapshot is given of the mapping between the individuals of the one of the apple varieties using the `owl:sameAs` property. As can be seen, the individuals *WAPA:Boskoop*, *KCB:2515* and *GPC:BELLE_DE_BOSKOOP_AND_MUTANTS* refer to the same apple variety. When querying for one of the individuals of this variety also the other individuals can be returned using this mapping.

The mapping between different product classifications is one of the pillars of a larger Common Horticultural Model that supports the integration of data on horticultural production, stocks, trade, consumption and other market information data sources that are of interest to stakeholders in the sector.

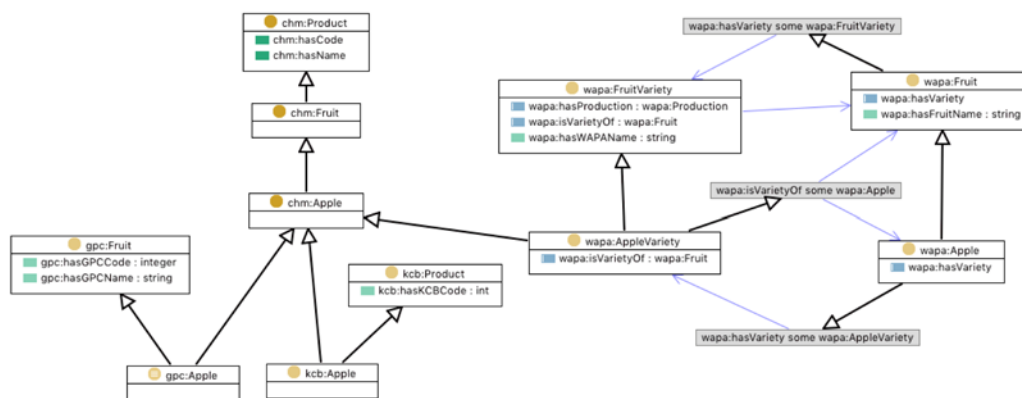


Figure 6. The Common Horticultural Model (CHM).

One of the goals of the CHM is to enable answering of analysis questions on the combination of the information of the data sources in the HortiCube. One of these questions is for instance “*What was the production of Elstar in 2009 in The Netherlands?*” or “*Which country has the largest increase in apple/pear production and export over the last year?*”.

The CHM includes concepts like *Product*, *Country*, *Export*, *Production*, *Stock* and so on. In addition, the CHM covers the most important relationships between these concepts. The CHM then functions as the “semantic interface” to the users of the information that is maintained in the HortiCube. The users can be growers and traders or other stakeholders around the farm and the chain towards the customer and they want to express their analysis questions in terms of the common concepts in the CHM. See figure 6 with an excerpt of the concepts in the CHM and the relations with the WAPA data source.

The CHM can be queried using the SPARQL language to answer the analysis question posed above. Based on the mapping in the CHM to the individual data sources that correct data can be collected and returned to the user. For this, we have designed a demo-application that is described in the next section.

6 Demonstration application

We developed a specific application for the HortiCube to test the functionality of the KGB and the CHM model with its mapping between product classifications of apples and pears. We have made HortiConnectors with linked-data SPARQL interfaces based on ontologies for four important data sources for the apple/pear sector:

1. Apple/pear yearly *production* forecast figures per variety per EU country. This is a WAPA source that was transformed from CSV format to RDF using the LODRefine tool and the WAPA ontology. This dataset is made available via our Apache Jena Fuseki triplestore.
2. Apple/pear monthly *stock* per variety per EU country. This is also a WAPA source that was transformed to RDF and made available in the same way as the WAPA production dataset.
3. Accumulated *export* transactions of vegetables/fruit from The Netherlands abroad. This is a KCB source that was transformed to RDF using the KCB ontology and made available via our triplestore.
4. *Import/export* between countries in the EU of apples/pears from the UN Comtrade^{††} source. For this source, we made use of an external API that is being provided by the UN. The HortiConnector to that dataset consists of a Python script that provides a restricted set of questions on the Comtrade data source via its API.

The demonstration application combines the data in these four datasets via the CHM and enables growers and traders of apples/pears to get insight in the production, stock and import/export data. Thereby, the application uses the mapping in the CHM between the apple/pear product coding schemes used in WAPA, KCB and GPC to align the specific apple/pear identifications towards the user. For instance, the user has the possibility to select one or more apple varieties from a list that combines the WAPA and GPC

^{††} <https://comtrade.un.org>

classifications. See figure 7 for a snapshot of this interface. It shows the WAPA name, the GPC code and GPC title per apple variety and the various tabs that the user can select to get information on production, stock and import/export.

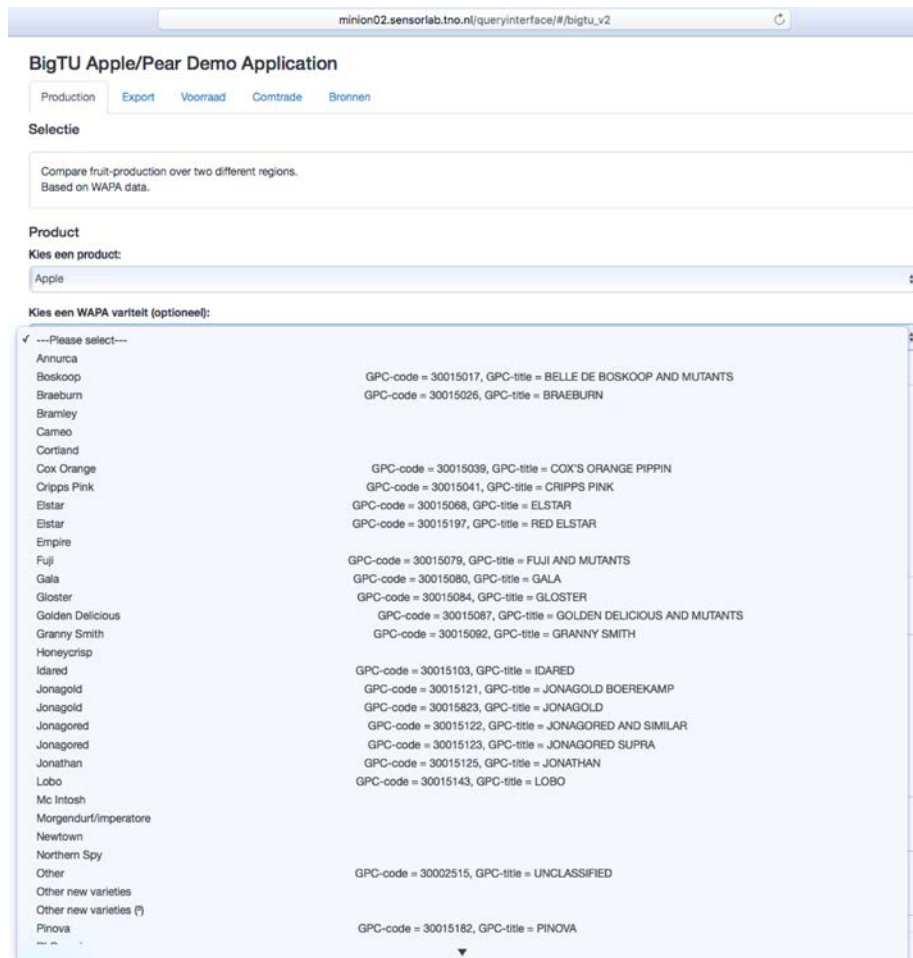


Figure 7. Demo application interface.

Using this selection tab, the user can choose a subset of apple varieties, a period of one or more years and two locations of one or more countries and compare the production, export and stock data for these parameters. Thereby, the user gets answers to the questions posed before: *“What was the production of Elstar in 2009 in The Netherlands?”* or *“Which country has the largest increase in apple/pear production and export over the last year?”*. Thereby, insight is gained in trends in apple/pear growing and production per country and what are the consequences for the export distribution to other countries. Based on this insight, growers and traders can make decisions on where to target for new markets or where to put extra effort in marketing of their products.

7 Conclusion and future work

The HortiCube platform allows transparent access to a variety of data sources, allowing developers to combine data from these sources to gain new insights and perform data analysis on a heterogeneous set of data. The generic approach presented in this paper employs the notion of common semantics to both describe the data sources themselves (KGB) and to describe the domain they refer to (CHM).

The metadata ontology encompasses both the description of the data source in terms of its own semantics as well as, a general framework for aligning concept definitions in different data sets and a means to describe classifications in terms of its elements and the mapping between classifications.

The CHM ontology provides a semantic model that supports the integration of data on horticultural production, stocks, trade, consumption and other market information data sources in the domain.

The main contribution of our research is the generic solution and ontology design to the semantic challenges that arise when different data sources are combined to answer analysis questions for the user. Our approach to ease the access to market information for SMEs in the sector is based on the following principles:

- Offering a standard API for querying a broad variety of data sources
- Describing variables and scopes of available data sets
- Linking the available variable definitions in data sets to concepts in ontologies
- Describing and applying classification mappings and unit conversions, linked to the variable concepts
- Providing metadata as Linked Open Data

This approach has proven feasible to realize a first demonstration application that combines data sources that are made accessible via LOD principles as well as external data sources that are being accessed via an API. We learned that mapping of product coding is a laborious activity that needs human support. When product varieties of a classification are modelled as individuals in an ontology instantiation, the owl:sameAs property turns out to be an easy OWL construct to represent the mapping between product codings. Once this is done, it can be reused many times for alignment of various data sources.

Future work on the HortiCube includes:

- Extending the CHM model to represent more and other data sources. The CHM ontology was very much designed with extensibility in mind and should be adapted as new data sources are included in the platform. Other domains will feature new generic concepts that need to be included in the model.
- Integrating the HortiCube component with the KGB and horticonnectors to extend the linked data (SPARQL) APIs of the platform to the standard OData API format. Functionality that performs aggregated data lookup, classification transformations and answers questions on generic data source features will be part of this component.
- Safeguarding privacy and security of access to the data disclosed by the platform. Since stakeholders will likely want their data to be accessible to a limited set of trusted partners, safety measures need to be integrated into the platform to regulate data access.

References

- Amarger F., Chanet J-P., Haemmerle O., Hernandez N., and Roussey C. (2014) 'SKOS Sources Transformations for Ontology Engineering: Agronomical Taxonomy Use case', in 2014 Proceedings of Metadata and Semantics Research Conference (MTR 2014), Karlsruhe, Germany, Springer, Communications in Computer and Information Science, Volume **478**: 314-328
- Beck H.W., Kim S., and Hagan D. (2005) 'A Crop-Pest Ontology for Extension Publications', in 2005 EFITA/WCCA Joint Congress on IT in Agriculture, Vila Real, Portugal : 1169-1176.
- Cornejo C, Beck H.W., Haman D.Z., and Zazueta F.S. (2005) 'Development and Application of an Irrigation Ontology', in Joint conference, 5th Conference of the European Federation for Information Technology in Agriculture, Food and Environment, 3rd World Congress of Computers in Agriculture and Natural Resources, Vila Real, Portugal.
- Goumopoulos C, Christopoulou E, Drossos N, and Kameas A. (2004) 'The Plants system: enabling mixed societies of communicating plants and artefacts', Ambient Intelligence p: 184-195.
- Maliappis M.T., (2009) 'Using Agricultural Ontologies', Metadata and Semantics p: 493-498.
- Rehman A.U., Shaikh Z.A. (2011) 'ONTAgri: Scalable Service Oriented Agriculture Ontology for Precision Farming', in 2011 International Conference on Agricultural and Biosystems Engineering (ICABE 2011). *Advances in Biomedical Engineering* : 411-413.
- Rehman A.U. (2015). 'Smart Agriculture: An Approach Towards Better Agriculture Management', OMICS group eBooks, <https://www.esciencecentral.org/ebooks/smart-agriculture-an-approach-towards-better-agriculture-management/pdf/agricultural-ontologies.pdf>, Foster City, USA.
- Roussey C., Chanet J-P., Cellier V., and Amarger F. (2013) 'Agronomic Taxon', in Proceedings of the Second International Workshop on Open Data, BNF Paris, France.

- Soergel D, Lauser B, Liang A, Fisseha F, and Keizer J. (2004) 'Reengineering Thesauri for New Applications: the AGROVOC Example'. *Journal of Digital Information*, **4**: 1-23.
- Verhoosel J.P.C., Bekkum van M., and Verwaart, T. (2016) 'HortiCube: a Platform for Transparent, Trusted Data Sharing in the Food Supply Chain', <http://centmapress.ilb.uni-bonn.de/ojs/index.php/proceedings/article/view/1642>, Proceedings of the Food System Dynamics Conference, Igls, Austria.
- Xie N., Wang W, Yang Y. (2008) 'Ontology-based Agricultural Knowledge Acquisition and Application'. *Computer and Computing Technologies in Agriculture*, **1**: 349-357.