

TNO-report  
TM-96-B012

TNO Human Factors  
Research Institute

Kampweg 5  
P.O. Box 23  
3769 ZG Soesterberg  
The Netherlands

Phone +31 346 35 62 11  
Fax +31 346 35 39 77

title

**Continuous haptic information and  
platform stabilization in target tracking**

*Archief VII*

authors

**J.E. Korteling  
M. van Emmerik**

date

**28 August 1996**

All rights reserved.

No part of this publication may be reproduced and/or published by print, photoprint, microfilm or any other means without the previous written consent of TNO.

In case this report was drafted on instructions, the rights and obligations of contracting parties are subject to either the Standard Conditions for research instructions given to TNO, or the relevant agreement concluded between the contracting parties.

Submitting the report for inspection to parties who have a direct interest is permitted.

© 1996 TNO

number of pages : 23

(incl. appendices,  
excl. distribution list)



titel : Continuous haptic information and platform stabilization in target tracking  
[Continue haptische informatie en platformstabilisatie in een stuurtaak]  
auteurs : Dr. J.E. Korteling en M. van Emmerik  
datum : 28 augustus 1996  
opdrachtnr. : B96-301  
IWP-nr. : 788.1  
rapportnr. : TM-96-B012

Doel van het onderzoek was het verkrijgen van inzicht in de effecten van verschillende vormen van continue haptische informatie (CHI) op de prestaties van operators van onbemande platforms die zijn uitgerust met een camera-monitor systeem. In een experiment met de TNO-TM RPV simulator moesten proefpersonen een gesimuleerd bewegend (verstoord) platform zo goed mogelijk recht boven een bewegend doel houden. Tijdens het uitvoeren van deze besturingstaak werd haptische informatie gegeven over de translaties van het platform (en daarmee van de camera).

In het experiment werden twee besturingsvariabelen (vier besturingscondities) between-subjects gemanipuleerd. Dit waren: de aan- of afwezigheid van CHI en van (geautomatiseerde) stabilisatie van het platform. Hiervoor werden vier keer veertien proefpersonen gebruikt. Drie variabelen werden within-subjects gevarieerd, i.e., visuele degradatie door vier verschillende update frequenties van het camerabeeld, motorisch taakbelasting door hoge vs. lage beweeglijkheid van het doel en visuele taakbelasting door aanwezigheid of afwezigheid van een extra visuele aandacht-taak.

Proefpersonen zaten gedurende het experiment in een afgesloten ruimte met een beeldscherm voor zich. Hierop werd de visuele bewegingsinformatie gegeven. De aanvullende haptische informatie werd gegenereerd door de uitslagen van een zogenaamde *actieve joystick*. Hiermee moest door middel van "force control" tevens de camera bestuurd worden.

Analyse van de sturfouten toont aan dat CHI een kleinere volgfout bewerkstelligt evenals automatische stabilisatie van het platform. Deze effecten waren niet additief. In combinatie waren de effecten niet groter dan apart. Terwijl het effect van platformstabilisatie afnam (maar significant bleef) naarmate de update rate hoger werd, bleken de effecten van update rate en CHI additief. Wanneer de motorische of visuele taakbelasting toenam, door een beweeglijker target of door een extra visuele taak, steeg tevens het effect van platformstabilisatie. De grootte van het CHI effect bleek onafhankelijk van taakbelasting.

Belangrijkste conclusie: als CHI via het besturingsmiddel betrekking heeft op besturingsinformatie leidt dit tot een betere stuurprestatie; als het informatie betreft die minder direct relevant is voor besturing, bijvoorbeeld ter verbetering van het situationeel bewustzijn, dan interfereert het niet substantieel met de stuurprestatie.

CONTENTS	Page
SUMMARY	3
SAMENVATTING	4
1 INTRODUCTION	5
1.1 Perceptual problems in platform control	5
1.2 Continuous haptic information	6
1.3 The present experiment	7
2 METHOD	9
2.1 Instrumentation	9
2.2 Subjects	9
2.3 The experimental tasks	10
2.4 Independent variables	10
2.5 Dependent variables and data analysis	13
2.6 Procedure	13
3 RESULTS	14
3.1 Automated stabilization and CHI	14
3.2 Other independent variables	15
3.3 Interactions	16
4 DISCUSSION	17
REFERENCES	20
APPENDIX A Technical specifications of the TNO-TM teleoperation simulator	22
APPENDIX B Instruction for subjects (in Dutch)	23

**Continuous haptic information and platform stabilization in target tracking**

J.E. Korteling and M. van Emmerik

**SUMMARY**

The present study was conducted to gain insight in the effects of different forms of continuous haptic information (CHI) to operator performance of an unmanned platform equipped with a camera-monitor system. In a simulator experiment, subjects had to track a moving target keeping a simulated disturbed platform as well as possible straight above a moving target. While performing this tracking task, haptic information was provided concerning translations of the platform (and thereby of camera).

Two independent control variables were manipulated between-subjects (four control conditions). These factors were: presence or absence of CHI and of (automated) stabilization of the platform. Each of the four groups consisted of 14 subjects. Three other factors were varied within-subjects, i.e., image degradation by four different image update rates, motor taskload through the amount of target motion, and visual taskload by the presence or absence of an extra visual attention-task.

During the experiment subjects were seated in front of a monitor in a closed room. This screen was used for visual information presentation. The supplementary haptic information was generated by movements of a so-called *active joystick* which at the same time was used for steering the camera by "force control".

Analysis of the tracking errors shows that CHI as well as automated platform stabilization substantially reduced tracking error. These effects were not additive as the combined effects of CHI and stabilization were not larger than the separate effects. Whereas the effect of stabilization diminished (but remained significant) with increasing update rate, the effects of CHI and update rate were additive. With increasing motor or visual taskload, as a consequence of an extra visual task or increased target motion, the stabilization effect increased. The magnitude of the CHI effect appeared independent of both forms of taskload.

Major conclusion: CHI at the control device improves tracking performance when it involves information that can be used directly for vehicle control; when it provides information that is less relevant for control, tracking performance is not substantially degraded.

---

## Continue haptische informatie en platformstabilisatie in een stuurtaak

J.E. Korteling en M. van Emmerik

### SAMENVATTING

Om inzicht te krijgen in de effecten van verschillende vormen van continue haptische informatie (CHI) op de prestaties van operators van onbemande platforms moesten proefpersonen een gesimuleerd bewegend (verstoorde) platform zo goed mogelijk recht boven een bewegend doel houden. Tijdens het uitvoeren van deze besturingstaak werd haptische informatie gegeven over de translaties van het platform (en daarmee van de camera).

In het experiment werden twee besturingsvariabelen (vier besturingscondities) between-subjects gemanipuleerd. Dit waren: de aan- of afwezigheid van CHI en van (geautomatiseerde) stabilisatie van het platform. Hiervoor werden vier keer veertien proefpersonen gebruikt. Drie variabelen werden within-subjects gevarieerd, i.e., visuele degradatie door vier verschillende update frequenties van het camerabeeld, motorische taakbelasting door hoge vs. lage beweeglijkheid van het doel en visuele taakbelasting door aanwezigheid of afwezigheid van een extra visuele aandacht-taak.

Proefpersonen zaten gedurende het experiment in een afgesloten ruimte met een beeldscherm voor zich. Hierop werd de visuele bewegingsinformatie gegeven. De aanvullende haptische informatie werd gegenereerd door de uitslagen van een zogenaamde *actieve joystick*. Hiermee moest door middel van "force control" tevens de camera bestuurd worden.

Analyse van de sturfouten toont aan dat CHI een kleinere volgfout bewerkstelligt evenals automatische stabilisatie van het platform. Deze effecten waren niet additief. In combinatie waren de effecten niet groter dan apart. Terwijl het effect van platformstabilisatie afnam (maar significant bleef) naarmate de update rate hoger werd, bleken de effecten van update rate en CHI additief. Wanneer de motorische of visuele taakbelasting toenam, door een beweeglijker target of door een extra visuele taak, steeg tevens het effect van platformstabilisatie. De grootte van het CHI effect bleek onafhankelijk van taakbelasting.

Belangrijkste conclusie: als CHI via het besturingsmiddel betrekking heeft op besturingsinformatie leidt dit tot een betere stuurprestatie; als het informatie betreft die minder direct relevant is voor besturing, bijvoorbeeld ter verbetering van het situationeel bewustzijn, dan interfereert het niet substantieel met de stuurprestatie.

## 1 INTRODUCTION

Over the past decades the concept of teleoperation has evolved from fiction to reality. Developments in computer technology (miniature electronics) and satellite navigation systems like GPS (Odum, 1995) combined with strong and light materials from space technology made it possible to construct for instance small unmanned aerial vehicles (UAV's) equipped to perform all kinds of missions in environments potentially harmful for humans. But instead of entering a Utopia in which subservient machines willingly act on our wishes at the push of a button, we see ourselves faced with new jobs, new questions and above all new problems. These problems primarily concern a lack of coherent sensory information specifying the motions of the platform-camera system in relation to the environment and other (moving) objects in it.

### 1.1 Perceptual problems in platform control

During unmanned platform control the operators are at a distant location and thus lack direct sensory information. To perform his basic tasks (vehicle guidance and information acquisition) the operator depends on "substitute senses" provided by technology. In so far as technology is not (yet) capable to stimulate all of our senses accurately, this means practically that only visual information as supplied by a camera-monitor system is available to the operator. Consider on the other hand the sensory information available to the pilot of a manned aircraft: "... [T]he wide visual field provides the pilot an immediate indication of the slightest attitude change (visual proprioception). Small translational accelerations of the aircraft are felt by the vestibular organs. The aerodynamic forces on the control surfaces are felt by the pressure and stretch receptors of the hand and arm. Speed can be inferred from aerodynamic noise or by the sound of the engine." (Korteling & Van der Borg, 1994, 1997). The combination of senses provides the pilot with a fairly unambiguous picture of the world (Patrick, Sheridan, Massimino & Marcus, 1990). The platform operator thus lacks this abundance of proprioceptive information. This will make his task more difficult and likely more demanding.

Mission-specific aspects provide an additional problem. A space-platform, for example, operates at such a distance from its control station that signal transmission suffers from delays (Stokes, Wickens & Kyte, 1990). Sometimes only limited bandwidths can be used because the signal has to be digitized and coded. This is common practice in the navy to decrease vulnerability to disturbances and to prevent enemy jamming (Korteling & Van der Borg, 1994, 1997). Operating and interpreting the camera image will be even more complicated as a consequence of restricted field of view and low resolution. Poor image quality may lead to difficulties in separating target motion and "self" motion. Furthermore, when the operator is unable to discriminate between movements of the platform and movements of the camera (as viewing direction and platform movements are controlled independently) this will lead to disorientation. Due to the lack of sensory information as well as to the problems just mentioned, the operator might experience serious problems with his situation awareness, i.e., the perception of orientation and position of the aircraft and/or the sensor in space and time together with an apprehension of the environment (threat, targets),

flight and system conditions (Van Erp, Korteling & Kappé, 1995). It is hardly necessary to point out that this will be obstructive to mission performance. In addition, it has been pointed out that automation may reduce situation awareness, which may be an important factor underlying accidents in complex man-machine systems (e.g., Endsley, 1995; Wickens, 1992).

## 1.2 Continuous haptic information

In the early days of aviation, cables and push-rods directly linked the aircraft's control to its control surfaces. The stiffness of the control column then arises partly from the aerodynamic forces on the rudder. When these forces are subject to change (e.g. as a result of acceleration) the stiffness of the control column will also change, by that providing feedback to the pilot (Van Paassen, 1994).

For UAV control such a *direct-link control system* is not feasible. The operator's commands can no longer be transmitted mechanically. Instead deflections of a joystick are translated into electrical signals that are fed into a flight control computer. The computer calculates the desired rudder change that is, in turn, passed on to the servo motors controlling rudder angle. Such a control system is called *fly by wire*. In these systems, the computer's task is to stabilize the aircraft. The absence of direct mechanical links between control and control surface, however, allows for a considerable amount of manipulation of the joystick input. This gave rise to the development of active steering devices. An active joystick consists of a force sensor attached to a joystick. The joystick itself is moved by motors. The motors get their input from a computer that can, with the appropriate algorithm, be coupled to any variable of aircraft motion. In this way the operator can be informed about altitude changes, climb speed, direction changes of the aircraft etc. through the position of the stick (Korteling & Van Gent, 1994; Van Paassen, 1994). The success of an active stick will depend on a proper choice of the feedback variable and the manipulation of joystick input.

With the availability of advanced computer systems an obvious next step in UAV-control would be to automatize the task completely. This is not without problems however. According to Wickens (1992) the concept of flexibility is of great importance. There seems to be a trade off between the range of capabilities and the degree of flexibility of a man-machine system (Korteling & Van der Borg, 1994, 1997). Automation requires that a mission is planned and programmed a priori. Tasks like controlling a UAV are sometimes difficult to plan in advance due to pursuit tracking aspects. They require a human operator to obtain the necessary level of flexibility. It seems then, the optimal solution is partial automation of platform-control. Although this will relieve the operator's taskload, it places the operator partially outside the control loop which is considered a potential drawback of automation. Without precise knowledge of "what the system is doing, why it is doing it and what it will do next", a loss of situation awareness may be the result (Wickens, 1992).

Application of CHI may enhance situation awareness of remote operators. The potential benefit of haptic information has also been demonstrated in other fields such as car driving and aircraft control. In a study on car driving, continuous force feedback concerning the

lateral position of the car on the road was provided through an active steering wheel. In this experiment a reduction of both control error (deviation of lateral position) and control effort (driver's steering wheel movements) was observed (Schumann, Löwenau & Naab, 1994). In an exploratory simulator study, haptic feedback through an active gas-pedal was found to be of help in maintaining a constant speed, thereby reducing taskload (Schumann, Godthelp & Hoekstra, 1992).

An active stick was also found to be an aid in aircraft control (Laurman & Verhoeven, 1993). In a simulator study, subjects had to approach a runway. Subjective taskload ratings (Cooper-Harper scale) and standard deviations from glide path and speed during this approach were used as an index of task performance and compared for different controls. The active stick informed subjects of either roll speed and heading angle velocity or roll speed and vertical disturbance speed. Although both subjective ratings and standard deviations indicated superior performance with the active controls compared to a passive stick, methodological limits of the experiment made it impossible to reliably differentiate between the specific feedback algorithms.

Using auditory and force feedback, Massimino and Sheridan (1993, 1994) tested subjects with several peg-in-hole telemanipulation tasks. In these tasks, subjects had to put a peg into holes of different size using a remotely operated robot arm which could be controlled in 7 degrees of freedom. The authors concluded that force feedback could compensate for conditions of degraded visual information. The effect of force feedback on task time at an image update rate of 3Hz was found to be of the same magnitude as an increase in update rate of the visual information from 3 to 30Hz without force feedback. For better visual conditions (i.e. higher update frequencies) the effect was less pronounced.

Results in a study by Korteling and Van der Borg (1994, 1997) are in agreement with these findings. In their study they had subjects to operate a semi-autonomous interface for a simulated UAV. The system automatically compensated for translations of the platform relative to the earth and accompanied these system interventions by the appropriate joystick movements. As a result subjects received tactile (haptic) information of the compensatory interventions of the system. The magnitude of the active-interface effect was equal to the effect of an increase in update-frequency from 2 to 5Hz.

A study concerning helicopter control also found a beneficial effect of haptic information (Korteling & Van Gent, 1994). The effect was limited, however, to altitude maintenance and appeared most pronounced in high taskload conditions. It is therefore suggested that haptic information might particularly be of help to compensatory control tasks in demanding situations (Kelley, 1968; Korteling & Van Gent, 1994).

### **1.3 The present experiment**

The present study was undertaken to investigate the effects of continuous haptic information (CHI) in a tracking task. It was investigated if CHI could contribute to reducing operator taskload and would facilitate operator performance. It was also considered of interest to



evaluate the usefulness of CHI in conditions of high automation. Under these very circumstances, information on the nature of the system's actions may help to keep the operator in the control loop, i.e., enhancing his situation awareness (e.g. Korteling & Van der Borg, 1994, 1997; Wickens, 1992).

In the present experiment subjects had to track the target in a task situation that, in an abstract way, represented the tracking of a moving target from a moving platform with a camera-monitor system. Subjects used either an active joystick providing CHI or a passive joystick. These joystick types were combined with two levels of stabilization (either subjects had to stabilize the platform while tracking the moving object, or the stabilizing task was done automatically by the connected computer systems). This resulted in four task conditions (or stick modes).

By manipulating the update frequency of the monitor image, perceptual degradation was varied. Motor load was controlled by varying target mobility. It was investigated in which way these factors affected task performance in interaction with CHI and automation. Furthermore, a secondary task was developed. This task forced subjects to divide visual attention, however, without causing structural interference (by visual scanning requirements). Decrease in tracking task performance due to extra visual attention requirements (visual load) was expected to be counteracted by availability of CHI.

Because platform control is complicated by a number of independent control variables, (e.g. camera angle, viewing direction and vehicle heading) in this study a simplified 2D paradigm of tracking, without stereoscopic- or perspective information was favoured over a more complex 3D paradigm. By assuming the camera to be aimed perpendicular to the earth no perspective or other depth cues were involved. With the camera angle fixed, platform control and camera control were completely dependent. It was expected that this simplification would allow for measurement of the effects of CHI on platform control with a minimum of interference from other (complicating) factors.

One potential drawback of the 2D image is a reduced correspondence with the real world situation. This is however regarded of minor importance as the main objective was not to simulate a real operator room. The study was primarily focused on the possibility of using haptic information as a supplement to visual information, in an object-tracking including disturbance motions of the (own) platform.

With regard to the results, clear effects of image update frequency, target mobility and visual attentional load were expected. More interesting, however, were the differences between the stick configurations and their interactions. It was expected that tracking error would become significantly smaller with the active stick configurations compared to their passive counterparts. In related research the benefits of haptic information were most pronounced under extreme and difficult circumstances. Therefore, it was expected that the aforementioned advantage would decrease in the configurations with automatic platform-stabilization. The stick-mode effects were expected to increase again with conditions of low image update rate, increased motor- and visual load.

Furthermore, if the results would indicate minimal negative effects of CHI with automatic platform stabilization, the idea of enhancing situation awareness by providing CHI in semi-automated control tasks will be a promising opportunity requiring further investigation.

## 2 METHOD

### 2.1 Instrumentation

The experiment was conducted in the TNO-TM Teleoperation Research Simulator. This facility is especially designed for simulating teleoperation missions, such as with remotely piloted vehicles (Korteling & Van Breda, 1994). Detailed specifications are given in Appendix A. In the present experiment, the chair was placed at a marked spot to make sure subjects kept a roughly equivalent distance from the monitor. The subjects had a joystick to their right and a push-button to their left. Straight in front of them, at a distance of approximately 80cm, a 19in RGB high-resolution monitor (Mitsubishi colour display monitor) was placed. The foot pedals of the mock-up were temporarily removed.

Joystick control was achieved by two independent servomechanisms, which received their input from a force sensor. Maximum stick deflection range was  $\pm 30^\circ$ . Only one-third of the total stick range could be used for control (simulation of stick suspension) because the remaining two-third had to be reserved for stick-motion information in the active-stick conditions. To obtain this one-third of total stick range a force of 2 N had to be applied to the stick. Maximal speed of compensation for disturbance error was 7.95cm/s. The relation between joystick force (N) and screen speed was linear. The joystick extended 9cm above its pivot. A 486 PC (IBM compatible) was used to compute the changes in target position caused by force input on the stick. This information was passed on to a Silicon Graphics computer (IRIS 4D) and was used to generate the monitor image. Another 486 PC (IBM compatible) was used for scenario generation and was responsible for data storage (10Hz sampling frequency).

### 2.2 Subjects

The experiment was conducted with four groups of 14 right-handed male subjects with high educational level (VWO/HBO or university). Mean age of the subjects was 22 years and 11 months (range 17–30, SD 2.48). All subjects had normal or corrected-to-normal vision. Subjects were matched for “information processing speed” (Salthouse, 1985) as measured by the WAIS-subtest “Digit-Symbol Substitution” (Wechsler, 1981). The subjects were paid for their participation.

### 2.3 The experimental tasks

Subjects were seated at a distance of approximately 80cm from the monitor. They had to track a target in a task situation that, in an abstract way, represented the tracking of a moving target from a moving platform with a camera-monitor system. The image on the screen represented an image of a flat background (environment) with one target), as seen by a camera fixed on a (moving) platform. Platform motions were parallel to the flat background. The camera was aimed perpendicular to the environment. As a result of this viewing-angle the image represented a 2D picture. The target and the camera on the platform only translated in the x- and y- axis. There were no rotations. The background was created by a hundred plus signs, randomly distributed over a black screen. A white cross-hair ( $0,4^\circ$ ), representing the visor of the camera, was displayed in the centre of the screen. Any joystick movement resulted in a corresponding displacement of the background relative to the cross-hair. During the experiment, the target (a small diamond,  $0,4^\circ$ ) would move across the background. Subjects were instructed to control the joystick with their right hand thumb and index finger and to keep the visor aimed at the target as well as possible. The distance between target and visor during tracking was continuously measured in order to indicate performance.

To simulate the disturbing forces of wind gusts up in the air, the camera platform and the target were disturbed by a disturbance function using different starting points within this function for both elements. This function caused the platform/camera as well as the target to change direction randomly at a rate of 30Hz while they moved at a constant speed of 5.30 or 2.65cm/s over the screen, respectively. The unfiltered direction changes were limited to a maximum of  $10^\circ$  or  $20^\circ$ , depending on the motor taskload condition. The direction changes were filtered such that the frequency of direction changes could not exceed 0.625 or 1.25Hz, depending on the motor load condition.

For the dual task, eight small rectangles were placed in a circle at a distance of 4cm around the visor. These were always displayed to keep the number of items on the screen constant. As explained below, the rectangles were used in manipulating the amount of visual taskload.

### 2.4 Independent variables

In the experiment six factors were varied, two between subjects (platform stabilization and CHI), which resulted in the four tracking modes, and four within subjects (update frequency, motor load, visual load and replication).

#### *Automated platform stabilization*

The platform/camera could be disturbed as described above. In the automated stabilization conditions this disturbance was completely removed such that the platform remained stable. Consequently, in these conditions camera motions were completely generated by subject-initiated forces on the joystick.

## *CHI*

The platform/camera could be controlled by either a passive joystick or an active joystick providing CHI by its motions. The CHI involved information concerning either platform instability or the system-initiated compensatory actions aimed at nulling the platform instability. The amplitude of the active stick movements constantly took up one third of the total stick range because platform speed was also constant. The largest possible steering input subjects had to give, never exceeded two third of the stick range so that presence of CHI did not limit target control.

The aim of the information transferred by the stick movements depended on the stick condition. While controlling an instable platform, CHI informed the operator on how to correct instabilities himself. The position of the stick indicated the direction of platform disturbance which could be corrected by steering in the opposite direction. When the platform was stabilized, CHI informed the operator on the correcting actions of the system. Stick position indicated what the system was doing to stabilize the platform. This knowledge of the system's actions would help the operator to maintain a complete representation of all flight aspects (keeping the man in the loop) thereby enhancing situation awareness.

### *Tracking modes*

The combination of platform stabilization and CHI resulted in the following four tracking modes.

**Mode 0** was obtained by combining a passive joystick with an instable camera platform. Target tracking movements had to be superimposed on the steering input required for platform control.

**Mode 1** involved the same passive control stick. The platform, however, was stabilized automatically and would not move unless the stick was moved.

**Mode 2** was similar to mode 0 except for the fact that subjects used an active joystick to control the platform. The active joystick provided the subjects with CHI by its tilt. By counteracting on the computer-generated joystick movements the instability of the platform had to be compensated for. On top of these actions, tracking movements had to be superimposed. (In this condition CHI was comparable to the information used by Korteling & Van Gent, 1994.)

**Mode 3** combined an active joystick with automatic stabilization. The function of the active stick was to give CHI on the compensatory actions made by the computer. Tracking movements thus had to be superimposed on the computer-generated stick movements. (CHI in this mode was comparable with the haptic information previously used by Korteling & Van der Borg, 1994, 1997.) In fact, this condition involved a pursuit target tracking task with system-initiated joystick motions that may be expected to produce interference with the tracking task.

### *Update frequency*

Based on theoretical and practical criteria, update frequency of the monitor image was either 2, 3, 5 or 30Hz. With update frequencies lower than 5Hz the perception of movement of the

target gradually deteriorates until it disappears completely at 2Hz and down. It will cause target motion to become unpredictable to the operator (this also depends on the magnitude of the target movements). With an update frequency of 30Hz, on the other hand, complete image fusion is provided. Therefore, it is regarded as desirable (Massimino & Sheridan, 1994). At the same time, some UAV systems currently used in military settings are not yet able to reach update frequencies above 5Hz (Van Breda & Passenier, 1993).

### *Motor load*

The amount of motor taskload was manipulated by varying the range of direction changes generated by the random disturbance signal. This counted for the disturbance of the camera platform as well as for the target. Direction changes by this signal were limited to a maximum of 10° (low load) or 20° (high load) to the left or right and were generated randomly at 30Hz load condition. The direction changes were filtered such that the frequency of direction changes were limited to 0.625Hz in the low-load condition or 1.25Hz in the high-load condition.

### *Visual load*

The amount of visual taskload was varied by using an extra visual attention task with minimal motor demands (Fig. 1). The task was also designed such that it could not generate structural visual interference, i.e., by provoking eye movements from the target. This task forced subjects to spread their visual attention from the visor in the centre of the screen to an area of about 6° in diameter around the visor. Along the edge of this imaginary circle, eight small blocks (0.7° diagonal) were positioned. The circle rotated slowly (1.25°/s) to prevent fading of the blocks as a consequence of too strong eye-fixations.

During a high visual taskload trial, two of the blocks now and then disappeared from view for a time of 100ms. Subjects had to judge the smallest area between the disappearing blocks and respond only when two blocks were in between (this number of remaining blocks could be 0, 1, 2, or 3). This was the case in twelve out of twenty-four stimuli per trial. Responses had to be made by pushing a button with the left (i.e., non-dominant) index-finger. If no response was initiated within 1.5s, a tone was presented until the button was pressed. In case of a false alarm, two short beeps followed the response. Subjects had to keep the number of errors and late reactions below 5%. In order to keep motor demands as low as possible this task just required subjects to react accurately. Hence, apart from the time limit, reaction time was not relevant.

### *Replication*

After the presentation of all 16 within-subjects conditions, in the first 16 trials, all these trials were presented once more and, per subject, in the same order to check possible effects due to learning or fatigue.




Fig. 1 The eight blocks around the visor, used for the extra visual attention task, displayed on the background consisting of randomly located + signs.

## 2.5 Dependent variables and data analysis

In order to measure tracking performance, Root Mean Squared (RMS) tracking error was computed for each trial. Error was defined as the deviation of the centre of the tracking symbol on the monitor screen from the centre of the target in pixels on the screen. This deviation was sampled by 10Hz. As the first four seconds of each trial were not used, RMS was based on a total number of  $116s \times 10Hz = 1160$  deviation-scores per trial. On these RMS values analyses of variance (ANOVA) were performed. A  $2(\text{platform-stabilization}) \times 2(\text{CHI})$  between groups design was used with four repeated measure factors: image update rate (4 levels)  $\times$  motor load (2)  $\times$  visual load (2)  $\times$  replication (2). The number of errors (incorrect responses or misses) in the dual-task conditions was far below the 5% margin. These data will therefore not be further discussed.

## 2.6 Procedure

The experiment plus training lasted one morning or afternoon (3 hours) during which two subjects were tested. At any time, only one subject was performing the task while the other subject rested in the adjacent room.

### *Practice session*

Before running practice trials, a briefing, involving the reading of a brief instruction, was done as to the nature of the experiment and the tasks to be performed (see Appendix B). Subsequently, the subjects practised together for about 40 minutes (8 trials of each 120s for each subject). In a pilot experiment this was found to be sufficient to achieve stable performance for each stick-mode. During the practice session the experimentator answered possible questions related to the task.

### *Experimental trials*

In the experiment, 32 trials were presented to the subjects, i.e., image update rate (4 levels), visual load (2), motor load (2), replication (2). These were divided in four eight-trial blocks. For each subject, all trials were performed in the same stick mode (one out of the four modes) throughout the experiment. Trial duration was 120s. Between trials subjects paused for 20s. After completing each block of trials, the subjects traded places. The order of conditions was balanced between subjects.

## 3 RESULTS

### 3.1 Automated stabilization and CHI

A main effect of automation showed that tracking performance with an automatically stabilized platform was superior relative to an instable platform [ $F(1,52)=79.279$ ,  $p < .01$ ]. The passive stick clearly benefitted from automated platform-stabilization. For the active stick, this stabilization benefit just failed to reach significance (Fig. 2).

In addition, a significant main effect for CHI was found indicating that subjects performed better in the active joystick modes involving CHI [ $F(1,52)=5.738$ ,  $p < .05$ ]. Although subjects performed better with CHI, this effect turned out to be limited to the conditions without automated platform-stabilization. When the platform was stabilized automatically, no significant differences were found between the active and passive stick according to a post-hoc analysis (Tukey HSD test)! Stabilization and CHI were thus not additive. Fig. 2 shows this interaction [ $F(1,52)=37.473$ ,  $p < .01$ ]. Only without stabilization, CHI provided better tracking performance.

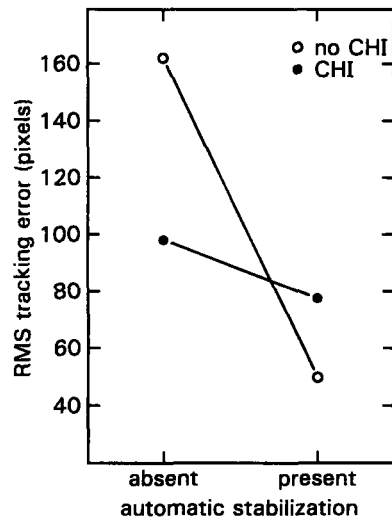


Fig. 2 Tracking error as affected by CHI and platform stabilization.

### 3.2 Other independent variables

The data also showed a significant main effect of image update rate [ $F(3,156)=355.95$ ,  $p < .01$ ]. Tracking performance improved with increasing update frequency of the camera image. In Fig. 3, RMS error is displayed for each of the four different image update rates.

There was a significant motor-load effect indicating an increment in RMS error with increasing target motion [ $F(1,52)=562.526$ ,  $p < .01$ ]. When subjects had to perform the extra visual attention task, tracking performance also deteriorated significantly [ $F(1,52)=18.259$ ,  $p < .01$ ].

No effect of replication was found, showing that performance did not increase (training effect) or decrease (fatigue effect) during the experiment.

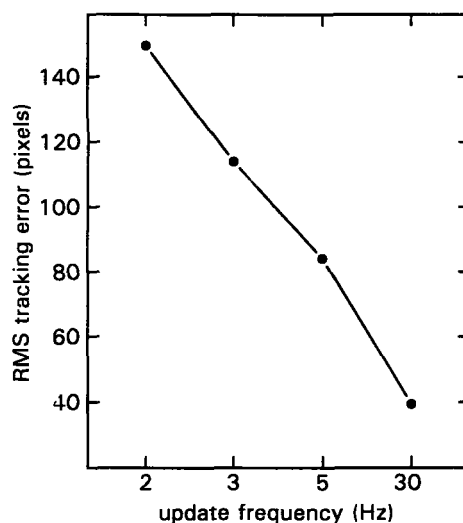


Fig. 3 Mean RMS tracking error as affected by update frequency.



### 3.3 Interactions

Neither visual taskload nor update frequency or tracking difficulty interacted with CHI. There was, however, a significant interaction effect of automation  $\times$  update rate [ $F(3,156) = 25.983$ ,  $p < .01$ ]. Although the effect remained significant, there was a decrease in the benefit of automation with increasing update frequency (Fig. 4a). Automatic stabilization also interacted significantly with motor load [ $F(1,52) = 132.967$ ,  $p < .01$ ]. Tracking performance was degraded most by increasing target motion when the platform was unstabilized (Fig. 4b).

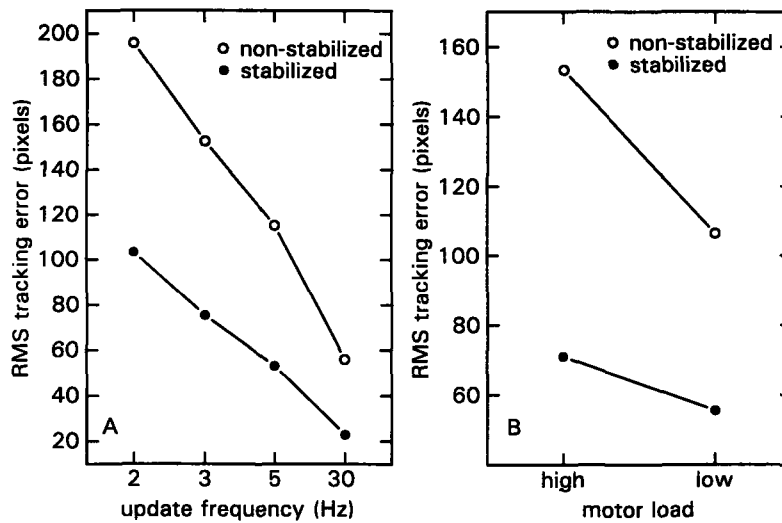


Fig. 4 Mean tracking performance with a stabilized and a non-stabilized platform as affected by update frequency (a) and motor taskload (b).

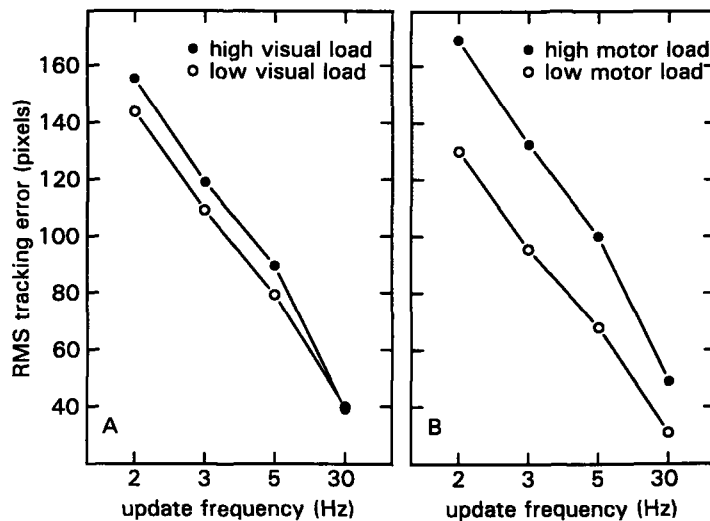


Fig. 5 Mean tracking performance with various update frequencies as affected by visual taskload (a) and motor taskload (b).

Furthermore, update rate interacted with visual load as manipulated by the visual attention task [ $F(3,156)=9.615$ ,  $p < .01$ ]. The difference in RMS tracking error for conditions of absence or presence of the visual attention task disappeared at a frequency of 30Hz. Below this value, it was significant and of constant magnitude (Fig. 5a). A similar effect was observed for the interaction of update frequency  $\times$  motor load. At 30Hz the (significant) difference between the two levels of motor load was smallest (Fig. 5b).

#### 4 DISCUSSION

In everyday life people are hardly aware of their dependence on haptic information. It is not until other sensory information is degraded or cannot be sampled that touch is fully appreciated (e.g. finding a keyhole in the dark or when reaching under one's seat while driving a car). In remote control settings, the operator usually lacks haptic information while visual information is restricted and distorted as a consequence of a limited viewing angle and low image update frequency and/or resolution. At present, there is still too little knowledge regarding the possibilities and limitations of haptic information and the effects of interacting factors in order to formulate design principles for the increasing number of remote control tasks. Therefore, research on the possibilities and limitations of presentation of haptic information in teleoperation should be conducted in order to contribute to this knowledge. This simulator study was conducted to provide more insight in these complicating factors in platform control, in particular in haptic information provided by control devices.

In the present experiment haptic information was provided through joystick movements. The operator controlled a moving platform-with-camera to track a moving target. The platform was considered instable as a consequence of various unpredictable forces such as wind gusts. Continuous haptic information (CHI) consisted of stick movements that informed the operator on the direction of these forces. In one mode, these forces provided information concerning the joystick forces that had to be applied in order to compensate for platform disturbances. In this case, platform stabilization was acquired just by counteracting as well as possible the system-initiated joystick motions. In one other mode, CHI did not provide such information because the platform was already stabilized. This condition was incorporated in order to test the negative effects of the system-initiated joystick motions. However, in practical task settings, this kind of CHI can be beneficial as providing additional information (situation awareness) concerning system automation. Automation may degrade situation awareness and therefore is considered a significant factor underlying human error and accidents (Endsley, 1995; Wickens, 1992). In the present experiment automation consisted of (perfect) system 'corrections' for the external forces disturbing the platform on which the camera was mounted, e.g., gyroscopic stabilization. This was called automatic stabilization. For the present experiment, it was not expected that this haptic information for increasing situation awareness would enhance performance because it was not relevant for the tracking task. Actually, this condition involved a pursuit target tracking task entailing system-initiated joystick motions that may be expected to interfere with the tracking task. The question here involved the degree to which this continuous haptic interference would hamper tracking performance as such. If the results would indicate minimal negative effects of joystick

motion with automatic platform stabilization, the idea of enhancing situation awareness by CHI in semi-automated control tasks would be a promising opportunity.

Compared to tracking performance in the passive joystick conditions, in which no automatic stabilization or CHI was provided, the data showed that subjects performed substantially better with both kinds of support. The beneficial effect of automation was most pronounced, followed by the combined effects of automation and CHI, CHI only, and finally no support at all. It is clear from these results that both haptic information and (of course) automation are of help. The effects, however, clearly are not additive as the combined effects of CHI and stabilization were not larger than the separate effects.

To explain the results a closer look at the task dynamics will be helpful. The task at hand involved in fact both a pursuit and a compensatory component (tracking the target and correcting platform instability, respectively). When the system takes care of stabilization, the operator is only responsible for the pursuit tracking component. Therefore performance improves substantially with automatic stabilization. The fact that addition of CHI in this condition led to a small (insignificant) *decrease* in tracking performance can be explained on the basis of a point made by Kelley (1968). He stressed that continuous active signals disturb the operator's internal model of the steering dynamics and thereby will interfere with the operation of a mechanical device. However, because exclusive CHI led to clear performance improvement in the non-stabilized condition, it can be concluded that the interfering effects of CHI on the pursuit component apparently are smaller than the positive effects of providing information that can be used for compensating platform disturbances. Therefore, the present data indicate that the interference by stick motion, as described by Kelley (1968), was relatively small and may be cancelled when positive effects of the active signals (e.g. aimed at enhancing situation awareness) are sufficiently large. On the basis of a more tentative study, this already was envisioned by Korteling and Van der Borg (1994, 1997). Hence, the addition of CHI in case of automatic stabilization of platform disturbances may enhance situation awareness, whereas it slightly decreases tracking performance *per se*. This trade-off has to be taken into consideration for each specific man-machine system that uses automatic stabilization. For example, an operator of an unmanned aircraft may benefit from feeling that the airframe is turning while his outside image remains earth-fixed.

A pronounced main effect of update frequency was found. The effect of an increase in update rate (from 2Hz to 5Hz or from 3Hz to 30Hz) was of the same magnitude as the effect of CHI whereas an increase (from 2Hz to 30Hz) equalled the effect of automatic stabilization.

Negative performance effects of extra visual- or motor taskload and positive effects of automatic stabilization decreased with increasing update frequency. For the extra visual attention task, this interaction can be explained by the fact that with low update rates, the task becomes more demanding such that less spare-capacity is left for extra tasks, in this case the visual-spatial attention task, or task-complications that depend on the same visuo-spatial-manual functions or resources (i.e., Wickens, 1987, 1992). The decreasing effects of disturbance motion and automatic stabilization with update frequency can be explained by

the fact that low frequencies reduce the amount of visual motion information, which will be more detrimental as the amount of motion to be compensated increases.

The effect of automation was found to be highly advantageous to tracking performance as a consequence of eliminating the need for compensatory control by the operator. In other words: having to compensate disturbances while tracking a moving target makes the tracking task more difficult. As the effect of an increase in platform disturbances and target movability affected both pursuit and compensatory tracking performance, it was observed not surprisingly, that increased disturbances were less detrimental to tracking performance in conditions of automated platform stabilization. Because the increase in compensatory tracking effort was dealt with by the system, the only component suffering was pursuit tracking. For the extra visual attention task no such interaction with automation was found, that is, dual task performance could not benefit from automation as it was not affected by differences in compensatory tracking demands.

Effects of all independent factors, except CHI, were reduced with increasing update frequency. It seems then that the effects of CHI and update frequency are additive. In addition, CHI helped independently of motor load, and visual load. This means that CHI helps not only under adverse task conditions (as far as the three manipulated here), but also under many task conditions in which these factors are more optimal.

Major conclusion of the present study is that CHI at a control device helps when it involves information that can be used directly for vehicle control. In addition, when it provides information that is less relevant for control, it only marginally degrades control performance. When automation partially takes over control, or parts of the control process are allocated to a co-operator, the camera operator is partly separated from the control process and may lose situation awareness. This essential aspect of teleoperation may be compensated for by providing additional information by the control device that does not significantly interfere with the primary control task. In that case the operator will keep complete control over the system while being able to cope with potential orientation problems.

One note has to be made in connection to the present simulator study. As a consequence of a deliberate choice for a two dimensional presentation a number of (complicating) factors was left out of consideration. Therefore it might be that this conclusion is not fully applicable to a 3D situation. The results of a study by Korteling and Van der Borg (1994, 1997) permit for good prospects. Their conclusion that semi-automation in combination with an active interface lead to improved tracking performance compared to a non-aided platform was based on experimental results from a 3D tracking task.

CHI has been shown to be useful under conditions of low image quality and both high visual and motor taskload. Therefore it offers a promising opportunity in teleoperation. Insofar as high taskload is concerned, partial task automation may be a good option to reduce processing demands. CHI may in this case be used to maintain a sufficient level of situation awareness.

## REFERENCES


- Endsley, M.R. (1995). Towards a new paradigm for automation: designing for situation awareness. *Proceedings of the 6th symposium on analysis design, and evaluation of man-machine systems*, June 27-29, 1995: pp. 421-42. Cambridge, MA: Massachusetts Institute of Technology.
- Van Erp, J.B.F., Korteling, J.E. & Kappé, B. (1995). *Visual support in camera control from a moving unmanned aerial vehicle* (Report TNO-TM 1995 A-26). Soesterberg, The Netherlands: TNO Human Factors Research Institute.
- Kelley, C.R. (1968). *Manual and Automatic Control*. New York: Wiley and Sons.
- Korteling, J.E. & Van der Borg, W. (1994). *Partial camera automation in a simulated unmanned air vehicle* (Report TNO-TM 1994 B-16), Soesterberg, The Netherlands: TNO Human Factors Research Institute.
- Korteling, J.E. & Van der Borg, W. (1997). Partial camera automation in a simulated unmanned air vehicle. *IEEE Transactions on Systems, Man, and Cybernetics*, 27 (in press).
- Korteling, J.E. & Van Breda, L. (1994). *RPV research simulator* [in Dutch] (Report TNO-TM 1994 A-52). Soesterberg, The Netherlands: TNO Human Factors Research Institute.
- Korteling, J.E. & Van Gent, R.N.H.W. (1994). *Anticipation and active controls in helicopter flight* [Anticipatie en actieve stuurmiddelen bij helikopterbesturing] (Report TNO-TM 1994 (A-2). Soesterberg, The Netherlands: TNO Human Factors Research Institute.
- Laurman, H.M. & Verhoeven, N.J.V. (1993). *De actieve en passieve side stick en vliegtuigbesturingscomputers in een realistische simulatie; een eerste evaluatie onderzoek*. Delft: TU Delft, Faculty of Aerospace Engineering.
- Massimino, M.J. & Sheridan, T.B. (1993). Using auditory and tactile displays for force feedback. In H. Das, (Ed.), *Telemanipulator Technology*. Proc. SPIE 1833, 325-336.
- Massimino, M.J. & T.B. Sheridan (1994). Teleoperator performance with varying force and visual feedback. *Human Factors*, 36(1), 145-157.
- Odum, J.R. (1995). Air force goes GPS. *The Military Engineer*, 569, 43-44.
- Paassen, M.M. van (1994). *Biophysics in aircraft control: A model of the neuromuscular system of the pilot's arm*. Delft: TU Delft, Faculty of Aerospace Engineering.
- Patrick, N.J.M., Sheridan, T.B., Massimino, M.J. & Marcus, B.A. (1990). Design and testing of a non-reactive, fingertip, tactile display for interaction with remote environments. In R.J. deFigueiredo & W.E. Stoney (Eds.), *Cooperative intelligent robotics in space*. Proc. SPIE, 1387, 215-222.
- Poulton, E.C. (1974). *Tracking skill and manual control*. New York: Academic Press, Inc.
- Salthouse, T.A. (1985). *A theory of cognitive aging*. Amsterdam: North-Holland.
- Schumann, J., Godthelp, J. & Hoekstra, W. (1992). *An exploratory simulator study on the use of active control devices in car driving* (Report IZF 1992 B-17). Soesterberg, The Netherlands: TNO Institute for Perception<sup>1</sup>.

---

<sup>1</sup> On January 1, 1994 the name "TNO Institute for Perception" has been changed to "TNO Human Factors Research Institute".

- Schumann, J., Löwenau, J. & Naab, K. (1994). The active steering wheel as a continuous support for the driver's lateral control task. *Vision in Vehicles*.
- Stokes, A., Wickens, C.D. & Kyte, K. (1990). *Display technology: Human Factors Concepts*. Warrendale, PA: Society of Automotive Engineers.
- Van Breda, L. & Passenier, P.O. (1993). *An exploratory study of the human-machine interface for controlling a Maritime Unmanned Air Vehicle* (Report IZF 1993 A-10). Soesterberg, The Netherlands: TNO Institute for Perception.
- Wechsler, D. (1981). *Manual for the Wechsler Adult Intelligence Scale—Revised*. New York: Psychological Corporation.
- Wickens, C.D. (1987). Attention. In P.A. Hancock (Ed.), *Human factors in psychology*. Amsterdam: Elsevier Science Publishers.
- Wickens, C.D. (1992). *Engineering psychology and human performance*. New York: Harper Collins Publishers Inc.

Soesterberg, 28 August 1996

A handwritten signature in black ink, consisting of a series of loops and a long horizontal stroke extending to the right.

Dr. J.E. Korteling  
(1st author, project manager)

## APPENDIX A Technical specifications of the TNO-TM teleoperation simulator

### DISPLAY MONITOR

**Manufacturer:** Mitsubishi, type Diamond Pro 20;  
**Principle:** CRT video colour monitor, multisync;  
**Video input:** standard video RGB-S;  
 line frequency up to 72 kHz;  
 raster frequency up to 100 Hz.

### DISPLAY COMPUTER

**Manufacturer:** Silicon Graphics, type IRIS 4D;  
**Principle:** 3D-images of graphical processor, colour;  
**Resolution:** 1280×1024 pixels at 15 Hz;  
**Colour:** max 1024 colours;  
**Video output:** standard video RGB-S  
 line frequency up to 72 kHz.

### JOYSTICK

**Manufacturer:** Measurement Systems Inc., type 462L miniature;  
**Principle:** force sensor controls servomechanism of joystick;  
**Handling force:** maximum 10 N at 25mm stick height;  
**Degrees of freedom:** two horizontal, one rotation (optional);  
**Spring characteristic:** programmable;  
**Zero:** programmable (between -30 and 30°);  
**Adjustability:** from -30 to 30°.

### COMPUTER SYSTEMS FOR SUPERVISION EN POSITION CALCULATION

**Manufacturer:** standard IBM compatible PC;  
**Principle:** network of processors for supervision and position calculation;  
**Processors:** MSDOS system software version 5, clock frequency at least 12 MHz;  
**Data registration:** on-line registration real-time sampling, maximum 30 Hz.

**APPENDIX B    Instruction for subjects (in Dutch)****Instructie trackingexperiment**

Je bevindt je straks in een controlekamer met een monitor, joystick en een aantal knoppen. Op de monitor zie je het camerabeeld van een camera die hoog in de lucht onder een bewegend platform hangt. De camera is loodrecht naar beneden gericht op een gebied waarin een voertuigje rijdt. Het is de bedoeling dat je het voertuig zo precies mogelijk in het midden van het camerabeeld houdt. Dit doe je door met de joystick het platform van koers te laten veranderen zodat de camera recht boven het voertuigje blijft.

Als er twee minuten voorbij zijn wordt de missie beëindigd en start de proefleider de volgende missie.

Op de monitor zie je verder nog acht blokjes staan die tezamen een kring vormen. Tijdens sommige missies kunnen twee van deze blokjes af en toe korte tijd oplichten wanneer je de camera aan het besturen bent.

Als je dit ziet gebeuren tel je snel het aantal blokjes tussen de twee oplichtende blokjes (probeer dit te doen zonder je ogen op de blokjes te richten). Zitten er twee blokjes tussen, dan druk je binnen anderhalve seconde op de groene knop. Als je te laat bent hoor je een vervelende pieptoon die net zolang duurt tot je alsnog op de groene knop drukt. Zit er maar één of zitten er drie blokjes tussen reageer je niet! Druk je toch op de knop, dan hoor je een korte dubbele pieptoon.

**Elke pieptoon (of dubbele pieptoon) telt als een fout. Probeer absoluut geen fouten te maken!!!!**

Je krijgt zo dadelijk eerst even de gelegenheid om te oefenen. Mocht je vragen hebben kun je die altijd aan de proefleider stellen.



**REPORT DOCUMENTATION PAGE**

1. DEFENCE REPORT NUMBER (MOD-NL) RP 96-0174	2. RECIPIENT'S ACCESSION NUMBER	3. PERFORMING ORGANIZATION REPORT NUMBER TM-96-B012
4. PROJECT/TASK/WORK UNIT NO. 788.1	5. CONTRACT NUMBER B96-301	6. REPORT DATE 28 August 1996
7. NUMBER OF PAGES 23	8. NUMBER OF REFERENCES 22	9. TYPE OF REPORT AND DATES COVERED Final
10. TITLE AND SUBTITLE  Continuous haptic information and platform stabilization in target tracking		
11. AUTHOR(S)  J.E. Korteling and M. van Emmerik		
12. PERFORMING ORGANIZATION NAME(S) AND ADDRESS(ES)  TNO Human Factors Research Institute Kampweg 5 3769 DE SOESTERBERG		
13. SPONSORING/MONITORING AGENCY NAME(S) AND ADDRESS(ES)  TNO Defence Research Schoemakerstraat 97 2628 VK Delft		
14. SUPPLEMENTARY NOTES		
15. ABSTRACT (MAXIMUM 200 WORDS, 1044 BYTE) The present study was conducted to gain insight in the effects of different forms of continuous haptic information (CHI) to operator performance of an unmanned platform equipped with a camera-monitor system. In a simulator experiment, subjects had to track a moving target keeping a simulated disturbed platform as well as possible straight above a moving target. While performing this tracking task, haptic information was provided concerning translations of the platform (and thereby of camera). Two independent control variables were manipulated between-subjects (four control conditions). These factors were: presence or absence of CHI and of (automated) stabilization of the platform. Each of the four groups consisted of 14 subjects. Three other factors were varied within-subjects, i.e., image degradation by four different image update rates, motor taskload through the amount of target motion, and visual taskload by the presence or absence of an extra visual attention-task. During the experiment subjects were seated in front of a monitor in a closed room. This screen was used for visual information presentation. The supplementary haptic information was generated by movements of a so-called <u>active joystick</u> which at the same time was used for steering the camera by "force control". Analysis of the tracking errors shows that CHI as well as automated platform stabilization substantially reduced tracking error. These effects were not additive as the combined effects of CHI and stabilization were not larger than the separate effects. Whereas the effect of stabilization diminished (but remained significant) with increasing update rate, the effects of CHI and update rate were additive. With increasing motor or visual taskload, as a consequence of an extra visual task or increased target motion, the stabilization effect increased. The magnitude of the CHI effect appeared independent of both forms of taskload. Major conclusion: CHI at the control device improves tracking performance when it involves information that can be used directly for vehicle control; when it provides information that is less relevant for control, tracking performance is not substantially degraded.		
16. DESCRIPTORS  Automation Haptic Displays Proprioception (Target) Tracking Vehicle Control		IDENTIFIERS
17a. SECURITY CLASSIFICATION (OF REPORT)	17b. SECURITY CLASSIFICATION (OF PAGE)	17c. SECURITY CLASSIFICATION (OF ABSTRACT)
18. DISTRIBUTION/AVAILABILITY STATEMENT  Unlimited availability		17d. SECURITY CLASSIFICATION (OF TITLES)